

## 1. INCORRECT REDUCTION CLAIM TITLE

Los Angeles County Department of Mental Health SED  
Pupil Out of State Placements July 1, 2003 - June 30, 2006

## 2. CLAIMANT INFORMATION

County of Los Angeles  
Name of Local Agency or School District  
Wendy L. Watanabe  
Claimant Contact  
Auditor-Controller  
Title  
500 West Temple Street, Room 525  
Street Address  
Los Angeles, CA 90012  
City, State, Zip  
(213) 974-8301  
Telephone Number  
(213) 626-5427  
Fax Number  
wwatanabe@auditor.lacounty.gov  
E-Mail Address

## 3. CLAIMANT REPRESENTATIVE INFORMATION

Claimant designates the following person to act as its sole representative in this incorrect reduction claim. All correspondence and communications regarding this claim shall be forwarded to this representative. Any change in representation must be authorized by the claimant in writing, and sent to the Commission on State Mandates.

Dr. Robin Kay  
Claimant Representative Name  
Chief Deputy Director  
Title  
Los Angeles County Department of Mental Health  
Organization  
550 S. Vermont Avenue, 12th Floor  
Street Address  
Los Angeles, CA 90020  
City, State, Zip  
(213) 738-4108  
Telephone Number  
(213) 386-1297  
Fax Number  
rkay@dmh.lacounty.gov  
E-Mail Address

For CSM Use Only

Filing Date: FILING RECEIVED  
MAY 7, 2013  
REVISED  
JUNE 17, 2013  
COMMISSION ON  
STATE MANDATES

IRC #: 12-9705-I-04

## 4. IDENTIFICATION OF STATUTES OR EXECUTIVE ORDERS

Please specify the subject statute or executive order that claimant alleges is not being fully reimbursed pursuant to the adopted parameters and guidelines.

Chapter 654, Statutes of 1996

## 5. AMOUNT OF INCORRECT REDUCTION

Please specify the fiscal year and amount of reduction. More than one fiscal year may be claimed.

Fiscal Year	Amount of Reduction
2003-04	\$1,546,863.00
2004-05	\$2,070,991.00
2005-06	\$2,128,193.00
<b>TOTAL:</b>	<b>\$5,746,047.00</b>

## 6. NOTICE OF INTENT TO CONSOLIDATE

Please check the box below if there is intent to consolidate this claim.

Yes, this claim is being filed with the intent to consolidate on behalf of other claimants.

Sections 7 through 11 are attached as follows:

7. Written Detailed Narrative: pages 1 to 6.
8. Documentary Evidence and Declarations: Exhibit A.
9. Claiming Instructions: Exhibit B.
10. Final State Audit Report or Other Written Notice of Adjustment: Exhibit C.
11. Reimbursement Claims: Exhibit D.

*Sections 7 through 11 shall be included with each incorrect reduction claim submittal.*

#### **7. WRITTEN DETAILED NARRATIVE**

Under the heading "7. Written Detailed Narrative," please describe the alleged incorrect reduction(s). The narrative shall include a comprehensive description of the reduced or disallowed area(s) of cost(s).

#### **8. DOCUMENTARY EVIDENCE AND DECLARATIONS**

If the narrative describing the alleged incorrect reduction(s) involves more than discussion of statutes or regulations or legal argument and utilizes assertions or representations of fact, such assertions or representations shall be supported by testimonial or documentary evidence and shall be submitted with the claim under the heading "8. Documentary Evidence and Declarations." All documentary evidence must be authenticated by declarations under penalty of perjury signed by persons who are authorized and competent to do so and be based upon the declarant's personal knowledge or information or belief.

#### **9. CLAIMING INSTRUCTIONS**

Under the heading "9. Claiming Instructions," please include a copy of the Office of State Controller's claiming instructions that were in effect during the fiscal year(s) of the reimbursement claim(s).

#### **10. FINAL STATE AUDIT REPORT OR OTHER WRITTEN NOTICE OF ADJUSTMENT**

Under the heading "10. Final State Audit Report or Other Written Notice of Adjustment," please include a copy of the final state audit report, letter, remittance advice, or other written notice of adjustment from the Office of State Controller that explains the reason(s) for the reduction or disallowance.

#### **11. REIMBURSEMENT CLAIMS**

Under the heading "11. Reimbursement Claims," please include a copy of the subject reimbursement claims the claimant submitted to the Office of State Controller.



12. CLAIM CERTIFICATION

*Read, sign, and date this section and insert at the end of the incorrect reduction claim submission. \**

This claim alleges an incorrect reduction of a reimbursement claim filed with the State Controller's Office pursuant to Government Code section 17561. This incorrect reduction claim is filed pursuant to Government Code section 17551, subdivision (d). I hereby declare, under penalty of perjury under the laws of the State of California, that the information in this incorrect reduction claim submission is true and complete to the best of my own knowledge or information or belief.

Wendy L. Watanabe

Print or Type Name of Authorized Local Agency or School District Official

*Wendy L. Watanabe*

Signature of Authorized Local Agency or School District Official

Auditor-Controller

Print or Type Title

*6/14/2013*

Date

*\* If the declarant for this Claim Certification is different from the Claimant contact identified in section 2 of the incorrect reduction claim form, please provide the declarant's address, telephone number, fax number, and e-mail address below.*

**ITEM 7: WRITTEN DETAILED NARRATIVE  
INCORRECT REDUCTION CLAIM**

**Seriously Emotionally Disturbed Pupils: Out of State Mental Health Services Program  
State Controller's Office Audit of the County of Los Angeles Dated May 2010**

**Summary of State's Audit and County's Incorrect Reduction Claim**

The State Controller's Office (SCO) audited the County of Los Angeles' claims for State-mandated cost reimbursement for costs incurred by the County for Seriously Emotionally Disturbed (SED) pupils placed in out-of-state residential placements for the period of July 1, 2003 through June 30, 2006. The SCO disallowed \$12,422,175 of \$54,952,597 claimed during this 3-year period. According to the Audit Report, the SCO disallowed these costs "because the county claimed ineligible vendor payments for out-of-state placements of seriously emotionally disturbed pupils that are owned and operated for profit and unsupported residential placement and program management costs; applied offsetting revenues toward ineligible direct costs; and did not provide support for portions of program management costs reimbursed by federal state and local funds."

The County of Los Angeles Department of Mental Health (LACDMH) has filed this IRC because there is no basis to permit the disallowance of vendor costs related to *the provision of mental health services* to pupils in out-of-state residential placements, even if owned and operated for profit<sup>1</sup>; this is because the statute upon which the SCO based its disallowance applies only to the AFDC-FC rate payment and not to payments made for mental health services.

The SCO disallowed not only the payment for care and supervision but also the payment for mental health services, even though LACDMH was statutorily required under the Government Code to pay for the mental health treatment services for the pupil regardless of whether his or her out-of-state placement was operated on a for- or not-for-profit basis.

Accordingly, this Incorrect Reduction Claim seeks to have the following costs associated with mental health treatment services provided to SED pupils in out-of-state residential placements reinstated:

- Fiscal Year 2003-04: \$1,546,863 (including \$1,426,010 in direct costs and \$120,853 in indirect costs)
- Fiscal Year 2004-05: \$2,070,991 (including \$1,926,362 in direct costs and \$144,629 in indirect costs)
- Fiscal Year 2005-06: \$2,128,193 (including \$1,973,033 in direct costs and \$155,159 in indirect costs)

---

<sup>1</sup> For purpose of this IRC, LACDMH does not concede the for-profit status of any of its out-of-state placements.



## **Background**

In 1996, the California Legislature enacted Assembly Bill 2726 (Chapter 654, Statutes of 1996). This law which added new fiscal and programmatic responsibilities for counties to provide mental health services to seriously emotionally disturbed (SED) pupils in out-of-state residential placements. (Cal. Government Code section 7576). The legislation provided that counties would have the same fiscal and programmatic responsibilities regardless of the pupil's placement.

On July 9, 1998, the State Department of Mental Health issued DMH Information Notice No. 98-10. The DMH information notice reiterated that county mental health departments were responsible for payment of mental health treatment costs provided by out of state providers.

On May 25, 2000, the Commission on State Mandates found that the enactment of Section I of the Statutes of 1996, Chapter 654, and the resulting amendments to the California Code of Regulations Sections 60100 and 60200 imposed new programs or higher levels of service within an existing program upon counties within the meaning of section 6, article XIII B of the California Constitution and Government Code section 17514.

## **Basis for Incorrect Reduction Claim**

In making the determination that payments made to out-of-state facilities operated for profit were ineligible for State reimbursement under the mandate, and thereby disallowing the mental health treatment costs associated with SED pupils placed in such facilities, the SCO cited its program's parameters and guidelines (Section IV.C.1), which specify that the "mandate is to reimburse counties for payments to service vendors providing mental health services to SED pupils in out of state residential placements *as specified in Government Code section 7576 and Title 2, California Code of Regulations, sections 60100 and 60110.*"

According to the SCO, Title 2, California Code of Regulation section 60100, subdivision (h), requires that out-of-state placements be made only in residential programs that meet the requirements of Welfare and Institutions Code Sections 11460(c)(2) through (c)(3); section 11460, subdivision (c)(3) states:

State reimbursement for an AFDC-FC rate paid on or after January 1, 1993, shall only be paid to a group home organized and operated on a nonprofit basis.

The AFDC-FC rate is for "care and supervision" which is defined by section 11460(b) to cover food, clothing, shelter and like services. It does not include mental health services. However, relying on section 11460(c)(3), the SCO disallowed not only the AFDC-FC rate payment but also the payment for mental health treatment services.



Section 11460(c)(3) is simply, by its own terms, not applicable to payment for mental health services. And the SCO failed in its audit to demonstrate otherwise.

In addition to the plain language of the section 11460(c)(3) which makes it inapplicable to payment for mental health services, the entire statutory scheme supporting LACDMH's mandate claim support LACDMH's claim of an incorrect reduction. The County was mandated under the provisions of the Government Code—section 7570 et seq.—to provide mental health services to special education pupils who needed the services to benefit from their education. In particular, Government Code section 7576 required the County to pay for services for a pupil placed out-of-state irrespective of the for-profit or not-for-profit status of the operator.

Title 2, California Code of Regulations section 60100, subdivision (h), referenced by the SCO as a basis for its disallowance, requires compliance with Welfare and Institutions Code Sections 11460, subdivisions (c)(2) through (c)(3). Importantly, section 11460, subdivision (c), dealing specifically with an AFDC-FC rate payment, was enacted by the Legislature in 1992. (Stats 1992, ch. 722, section 39 (SB 485).)

In 1997, subsequent to the enactment of Welfare and Institutions Code section 11460, subdivision (c), the Legislature in Assembly Bill 2726 amended Government Code Section 7576 (See Exhibit A-1). In passing Assembly Bill 2726, the Legislature specifically stated that the intent of the legislation was to ensure that community mental health agencies would be responsible for the mental health services required under individualized education plans *no matter where the pupil was placed*:

“This bill would specify that, commencing on July 1, 1997, the fiscal and program responsibilities of community mental health services shall be the same regardless of the location of the placement.”

“*The people of the State of California do enact as follows:* Section 1. (a) The fiscal and program responsibilities of community mental health agencies shall be the same regardless of the location of placement. Local education agencies and community mental health services shall make out-of-state placements under Chapter 26.5 (commencing with Section 7570) of Division 7 of Title 1 of the Government Code only if other options have been considered and are determined to be inappropriate. In making these placements, local education agencies and community mental health services shall comply with relevant sections of the Education Code including Section 56365. (Chapter 654, Statutes of 1996)



A legislative analysis of AB 2726 by the Senate Rules Committee notes support for the legislation as follows: "According to the [State] Department of Mental Health, 'this bill is intended as a vehicle to resolve the issues surrounding *final regulations* [emphasis added by LACDMH] for the provision of mental health services to special education pupils who need the services to benefit from their education. The Department of Mental Health has incorporated into this bill specific statutory restrictions on referrals for mental health services. These restrictions are consistent with current emergency regulations which limit referrals to special education pupils who have had severe problems over a long period of time that cannot be ameliorated with counseling provided by schools. *The department has worked with various parties to develop specific statutory revisions that are acceptable to both mental health and education agencies.*" (See Exhibit A-2)

The statutory restrictions of Government Code section 7576 enacted by the Legislature are specific to the fiscal and program responsibilities of community mental health services and do not include any limitation on the responsibility for mental health services for those pupils in out-of-state placements that are operated for profit. The Legislature is charged with knowledge of the provisions of Welfare and Institutions Code section 11460, subdivision (c), and its limited application to an AFDC-FC rate payment; had the Legislature intended a similar restriction be imposed relating to mental health services payment it could have provided for such a restriction. It did not. Indeed, to the contrary, this legislation was intended to ensure community mental health agencies would be responsible for the mental health services required under a pupil's individualized education plans no matter where the pupil was placed.

Similarly, section 56365 of the Education Code which requires local education agencies to make available services provided by nonpublic, nonsectarian schools, as defined pursuant to Section 56034<sup>2</sup>, and nonpublic, nonsectarian agencies, as defined pursuant to Section 56035,<sup>3</sup> has no such restriction on the use of for-profit placements. Instead, it specifies: "These services shall be provided pursuant to Section 56366, and in accordance with Section 300.146 of Title 34 of the Code of Federal Regulations, under contract with the local educational agency to provide the appropriate special educational facilities, special education, or designated instruction and services required by the individual with exceptional needs if no

---

<sup>2</sup> Section 56034 defines a "non public, nonsectarian school" as "a private, nonsectarian school that enrolls individuals with exceptional needs pursuant to an individualized education program and is certified by the department. It does not include an organization or agency that operates as a public agency or offers public service, including, but not limited to, a state or local agency, an affiliate of a state or local agency, including a private, nonprofit corporation established or operated by a state or local agency, or a public university or college. A nonpublic, nonsectarian school also shall meet standards as prescribed by the Superintendent and board.

<sup>3</sup> Section 56035 defines a "non public, nonsectarian agency" as "a private, nonsectarian establishment or individual that provides related services necessary for an individual with exceptional needs to benefit educationally from the pupils' educational program pursuant to an individualized education program and that is certified by the department. It does not include an organization or agency that operates as a public agency or offers public service, including, but not limited to, a state or local agency, an affiliate of a state or local agency, including a private, nonprofit corporation established or operated by a state or local agency, a public university or college, or a public hospital. The nonpublic, nonsectarian agency shall also meet standards as prescribed by the superintendent and board.



appropriate public education program is available.” None of these provisions include a reference to for- or not-for-profit status of the service provider. Rather, the provisions are intended to comport with federal IDEA regulations.

Accordingly, to permit the SCO to disallow LACDMH's mandated costs on the basis of the profit status of the service provider would permit a regulation, namely 2 CCR 60100, to contravene clear and express statutory requirements, namely those of Government Code section 7576. This is clearly not allowed; regulations cannot impose requirements that are contrary to statute.

Notably, on July 9, 1998, the State Department of Mental Health issued Information Notice No.: 98-10. This information notice (see Exhibit A-3) reiterated that the passage of Assembly Bill 2726 made county mental health departments fiscally responsible for payment of mental health treatment costs to out-of-state providers:

County mental health departments are also required by this legislation to pay mental health treatment costs which out-of-state providers now break out and bill separately from costs related to education and room and board (see attachment A). Prior to the passage of this bill, local education agencies paid for these services pursuant to [2] California Code of Regulations Section 60200 (c)(3)...

The attachment to this information notice specifically identified the rates for mental health treatment and the “residential daily rates.” For Los Angeles County, this attachment listed various facilities, including one (Mental Health Services, Inc. Provo Canyon School) that was disallowed by the SCO.

In its Test Claim Decision, adopted on May 25, 2000, (see Attachment A-3) the Commission also determined that there was a positive obligation for counties to provide mental health services regardless of the location. As cited in the initial Commission decision, in enacting Chapter 654, the Legislature expresses its intent that the “fiscal and program responsibilities of community mental health services shall be the same regardless of the location of placement” and that in doing so, the State shifted both costs and activities associated with the paying and monitoring of mental health services in out of state placements to the County from the Local Education Agency (LEA).”

Further, the Commission found that the decision to place a SED pupil in a residential placement out-of-state, is because the “Individualized Education Plan (IEP) team has determined that no school site, school district, or out-of-home (in-state) residential placement is adequate to provide the necessary special education services to meet the federal FAPE requirement.” The Commission goes on to state that it is the LEA that continues to control a

Item 7: Detailed Written Narrative  
Los Angeles County Department of Mental Health  
Incorrect Reduction Claim  
SED Pupils Out of State Placement  
July 1, 2003 through June 30, 2006  
Page 6

SED pupil's IEP and that the County acts in a responsive manner to the determination of the LEA.

#### Conclusion

For the foregoing reason, section 11460, subdivision (c)(3), if applicable at all, is only applicable to an AFDC-FC rate payment, and it does not support the SCO's disallowance of costs associated with mental health services. Accordingly, the County of Los Angeles claims that the SCO incorrectly reduced its claim for services by \$5,746,047 for direct and indirect costs associated with mental health treatment services to SED pupils in out-of-state.

Exhibit A-1

Chapter 654, Statutes of 1996



**Assembly Bill No. 2726**

**CHAPTER 654**

An act to amend Sections 7576 and 7587 of, and to add Section 7586.6 to, the Government Code, relating to public social services.

[Approved by Governor September 19, 1996. Filed  
with Secretary of State September 19, 1996.]

**LEGISLATIVE COUNSEL'S DIGEST**

AB 2726, Woods. Pupils: mental health services.

Existing law makes the State Department of Mental Health or any community mental health service designated by the department for the provision of mental health services when required in a child's individualized education program.

This bill would establish procedures governing referrals of pupils to community mental health services and the responsibilities of those entities.

This bill would specify that, commencing July 1, 1997, the fiscal and program responsibilities of community mental health services shall be the same regardless of the location of the placement.

The bill would also require that the Superintendent of Public Instruction and the Secretary of Health and Welfare ensure that the State Department of Education and the State Department of Mental Health, by January 1, 1998, enter into a specified interagency agreement, and would express legislative intent that the designated local agencies of these departments enter into interagency agreements.

By imposing requirements upon community mental health services, the bill would constitute a state-mandated local program.

The California Constitution requires the state to reimburse local agencies and school districts for certain costs mandated by the state. Statutory provisions establish procedures for making that reimbursement, including the creation of a State Mandates Claims Fund to pay the costs of mandates that do not exceed \$1,000,000 statewide and other procedures for claims whose statewide costs exceed \$1,000,000.

This bill would provide that, if the Commission on State Mandates determines that the bill contains costs mandated by the state, reimbursement for those costs shall be made pursuant to these statutory provisions.

*The people of the State of California do enact as follows:*

SECTION 1. (a) The fiscal and program responsibilities of community mental health services shall be the same regardless of the location of placement. Local education agencies and community mental health services shall make out-of-state placements under Chapter 26.5 (commencing with Section 7570) of Division 7 of Title 1 of the Government Code only if other options have been considered and are determined to be inappropriate. In making these placements, local education agencies and community mental health services shall comply with relevant sections of the Education Code, including Section 56365.

(b) This section shall become operative on July 1, 1997.

SEC. 2. Section 7576 of the Government Code is amended to read:

7576. (a) The State Department of Mental Health, or any community mental health service, as defined in Section 5602 of the Welfare and Institutions Code, designated by the State Department of Mental Health, shall be responsible for the provision of mental health services, as defined in regulations by the State Department of Mental Health, developed in consultation with the State Department of Education, when required in the pupil's individualized education program. A local education agency shall not be required to place a pupil in a more restrictive educational environment in order for the pupil to receive the mental health services specified in the pupil's individualized education program if the mental health services can be appropriately provided in a less restrictive setting. It is the intent of the Legislature that the local education agency and the community mental health service vigorously attempt to develop a mutually satisfactory placement that is acceptable to the parent and addresses the pupil's educational and mental health treatment needs in a manner that is cost-effective for both public agencies, subject to the requirements of state and federal special education law, including the requirement that the placement be appropriate and in the least restrictive environment. For purposes of this section, "parent" is as defined in Section 56028 of the Education Code.

(b) A local education agency, individualized education program team, or parent may initiate a referral for assessment of a pupil's social and emotional status, pursuant to Section 56320 of the Education Code. Based on the results of assessments completed pursuant to Section 56320 of the Education Code, an individualized education program team may refer a pupil who has been determined to be an individual with exceptional needs as defined in Section 56026 of the Education Code and who is suspected of needing mental health services to a community mental health service when a pupil meets all of the criteria in paragraphs (1) to (5), inclusive. Referral packages shall include all documentation required in subdivision (c).



and shall be provided immediately to the community mental health service.

(1) The pupil has been assessed by school personnel in accordance with Article 2 (commencing with Section 56320) of Chapter 4 of Part 30 of the Education Code. Local education agencies and community mental health services shall work collaboratively to ensure that assessments performed prior to referral are as useful as possible to the community mental health service in determining the need for mental health services and the level of services needed.

(2) The local education agency has obtained written parental consent for the referral of the pupil to the community mental health service, for the release and exchange of all relevant information between the local education agency and the community mental health service, and for the observation of the pupil by mental health professionals in an educational setting.

(3) The pupil has emotional or behavioral characteristics that:

(A) Are observed by qualified educational staff in educational and other settings, as appropriate.

(B) Impede the pupil from benefiting from educational services.

(C) Are significant as indicated by their rate of occurrence and intensity.

(D) Are associated with a condition that cannot be described solely as a social maladjustment or a temporary adjustment problem, and cannot be resolved with short-term counseling.

(4) As determined using educational assessments, the pupil's functioning, including cognitive functioning, is at a level sufficient to enable the pupil to benefit from mental health services.

(5) The local education agency has provided counseling, psychological, or guidance services to the pupil pursuant to Section 56363 of the Education Code, and the individualized education program team has determined that the services do not meet the pupil's educational needs, or, in cases where these services are clearly inappropriate, the individualized education program team has documented which of these services were considered and why they were determined to be inappropriate.

(c) When referring a pupil to a community mental health service in accordance with subdivision (b), the local education agency or the individualized education program team shall provide the following documentation:

(1) Copies of the current individualized education program, all current assessment reports completed by school personnel in all areas of suspected disabilities pursuant to Article 2 (commencing with Section 56320) of Chapter 4 of Part 30 of the Education Code, and other relevant information, including reports completed by other agencies.

(2) A copy of the parent's consent obtained as provided in paragraph (2) of subdivision (b).

(3) A summary of the emotional or behavioral characteristics of the pupil, including documentation that the pupil meets the criteria set forth in paragraphs (3) and (4) of subdivision (b).

(4) A description of the counseling, psychological, and guidance services, and other interventions that have been provided to the pupil, including the initiation, duration, and frequency of these services, or an explanation of why a service was considered for the pupil and determined to be inappropriate.

(d) Based on preliminary results of assessments performed pursuant to Section 56320 of the Education Code, a local education agency may refer a pupil who has been determined to be, or is suspected of being, an individual with exceptional needs, and is suspected of needing mental health services, to a community mental health service when a pupil meets the criteria in paragraphs (1) and (2). Referral packages shall include all documentation required in subdivision (e) and shall be provided immediately to the community mental health service.

(1) The pupil meets the criteria in paragraphs (2) to (4), inclusive, of subdivision (b).

(2) Counseling, psychological, and guidance services are clearly inappropriate in meeting the pupil's needs.

(e) When referring a pupil to a community mental health service in accordance with subdivision (d), the local education agency shall provide the following documentation:

(1) Results of preliminary assessments to the extent they are available and other relevant information including reports completed by other agencies.

(2) A copy of the parent's consent obtained as provided in paragraph (2) of subdivision (b).

(3) A summary of the emotional or behavioral characteristics of the pupil, including documentation that the pupil meets the criteria in paragraphs (3) and (4) of subdivision (b).

(4) An explanation as to why counseling, psychological, and guidance services are clearly inappropriate in meeting the pupil's needs.

(f) The procedures set forth in this chapter are not designed for use in responding to psychiatric emergencies or other situations requiring immediate response. In these situations, a parent may seek services from other public programs or private providers, as appropriate. This subdivision shall not change the identification and referral responsibilities imposed on local education agencies under Article 1 (commencing with Section 56300) of Chapter 4 of Part 30 of the Education Code.

(g) Referrals shall be made to the community mental health service in the county in which the pupil lives. If the pupil has been placed into residential care from another county, the community mental health service receiving the referral shall forward the referral



immediately to the community mental health service of the county of origin, which shall have fiscal and programmatic responsibility for providing or arranging for provision of necessary services. In no event shall the procedures described in this subdivision delay or impede the referral and assessment process.

SEC. 3. Section 7586.6 is added to the Government Code, to read:

7586.6. (a) The Superintendent of Public Instruction and the Secretary of Health and Welfare shall ensure that the State Department of Education and the State Department of Mental Health enter into an interagency agreement by January 1, 1998. It is the intent of the Legislature that the agreement include, but not be limited to, procedures for ongoing joint training, technical assistance for state and local personnel responsible for implementing this chapter, protocols for monitoring service delivery, and a system for compiling data on program operations.

(b) It is the intent of the Legislature that the designated local agencies of the State Department of Education and the State Department of Mental Health update their interagency agreements for services specified in this chapter at the earliest possible time. It is the intent of the Legislature that the state and local interagency agreements be updated at least every three years or earlier as necessary.

SEC. 4. Section 7587 of the Government Code is amended to read:

7587. By January 1, 1986, each state department named in this chapter shall develop regulations, as necessary, for the department or designated local agency to implement this act. All regulations shall be reviewed by the Superintendent of Public Instruction prior to filing with the Office of Administrative Law, in order to ensure consistency with federal and state laws and regulations governing the education of disabled children. The directors of each department shall adopt all regulations pursuant to this section as emergency regulations in accordance with Chapter 3.5 (commencing with Section 11340) of Part 1 of Division 3 of Title 2. For the purpose of the Administrative Procedure Act, the adoption of the regulations shall be deemed to be an emergency and necessary for the immediate preservation of the public peace, health and safety, or general welfare. These regulations shall not be subject to the review and approval of the Office of Administrative Law and shall not be subject to automatic repeal until the final regulations take effect on or before June 30, 1997, and the final regulations shall become effective immediately upon filing with the Secretary of State. Regulations adopted pursuant to this section shall be developed with the maximum feasible opportunity for public participation and comments.

SEC. 5. Notwithstanding Section 17610 of the Government Code, if the Commission on State Mandates determines that this act

contains costs mandated by the state, reimbursement to local agencies and school districts for those costs shall be made pursuant to Part 7 (commencing with Section 17500) of Division 4 of Title 2 of the Government Code. If the statewide cost of the claim for reimbursement does not exceed one million dollars (\$1,000,000), reimbursement shall be made from the State Mandates Claims Fund.

Notwithstanding Section 17580 of the Government Code, unless otherwise specified, the provisions of this act shall become operative on the same date that the act takes effect pursuant to the California Constitution.



Exhibit A-2

Senate Bill Analysis of AB2726

## BILL ANALYSIS

SENATE RULES COMMITTEE  
Office of Senate Floor Analysis  
1020 N Street, Suite 524  
(916) 445-6614 Fax: (916) 327-4478

AB 2726

## THIRD READING

Bill No: AB 2726  
Author: Woods (R)  
Amended: 8/15/96 in Senate  
Vote: 21

SENATE HEALTH & HUMAN SERV. COMMITTEE: 9-0, 7/3/96  
AYES: Watson, Haynes, Hughes, Leslie, Maddy, Mello,  
Polanco, Solis, Thompson

SENATE APPROPRIATIONS COMMITTEE: 10-0, 8/21/96  
AYES: Johnston, Alquist, Bills, Kelley, Killea, Leonard,  
Leslie, Lewis, Mello, Mountjoy  
NOT VOTING: Hughes, Peace, Polanco

ASSEMBLY FLOOR: 73-0, 5/23/96 (Passed on Consent) (May  
not be relevant)

SUBJECT: Pupils: mental health services

SOURCE: Department of Mental Health

DIGEST: This bill establishes procedures governing the referral of children with disabilities to county mental health departments and delineates the responsibilities of those departments. It specifies that, beginning July 1, 1997, counties shall be responsible for placement costs for children placed in other states which are now being paid by school districts.

71

CONTINUED

□

AB 2726  
Page

2

ANALYSIS: Chapter 1747, Statutes of 1984 (AB 3632), and Chapter 1274, Statutes of 1985 (AB 682), require county mental health departments to provide mental health services to special education pupils who need the services to benefit from their education. The program has gradually grown, and now provides services to around 17,000 pupils annually (1993-94 data), including around 1,000 who receive residential care funded by counties and the state Department of Social Services.

The bill provides that local education agency or individualized education program team shall refer a child with a disability who is suspected to need mental health services. A referral of a child with a disability shall be made to a county mental health department when:

1. A child has been assessed by school personnel to determine the necessity for mental health services and the level of services needed.
2. The local education agency has obtained written parental consent for the referral to the county mental health department, for the release and exchange of information between the local education agency and the county mental health department, and for the observation of the child by mental health professionals in an education setting.
3. The child has emotional and/or behavioral characteristics that prevent him or her from benefiting from special education; and these characteristics are observed by educational staff in a variety of educational and other settings as appropriate.
4. The child's emotional and/or behavioral characteristics are associated with a condition that cannot be defined solely as a social maladjustment or a temporary



adjustment problem, and cannot be resolved with short-term counseling; the pupil's functioning is at a level sufficient to enable him or her to benefit from mental health services.

5. The local education agency has provided counseling, psychological, or guidance services to the child, as  
72  
?

□

AB 2726  
Page

3

specified, and the individualized education program team has determined that the services do not meet the child's educational needs, or, in cases where these services are clearly inappropriate, the individualized education program team has documented which of these services were considered and why they were determined to be inappropriate.

These procedures are not intended for use in psychiatric emergencies or other situations requiring immediate response. In these situations, a local education agency may make referrals to other public programs and/or private providers, as appropriate.

The bill further provides that, commencing July 1, 1997, fiscal and program responsibilities of county mental health departments in the placement of children meeting the criteria of this bill shall be the same for placements made outside California as they are for placements made inside California.

The bill requires the Superintendent of Public Instruction and the Secretary of Health and Welfare to ensure that the State Department of Education and the State Department of Mental Health enter into an interagency agreement by January 1, 1998. States legislative intent that the agreement include, but not be limited to, procedures for ongoing joint training, technical assistance for state and local personnel responsible for implementing this chapter, protocols for monitoring service delivery, and a system for compiling data on program operations.

According to the Department of Mental Health:

The program is currently operating under emergency regulations, which, among other things, specify criteria that must be met prior to referring a child for mental health services. Although a work group spent many hours developing draft final regulations, they have never been released for public comment due to concerns that adopting them would have the effect of expanding the number of children that can be referred, thereby resulting in potentially significant costs to county mental health departments.

73  
?

□

AB 2726  
Page

4

FISCAL EFFECT: Appropriation: No Fiscal Com.: Yes  
Local: Yes

Fiscal Impact (in thousands)

Major Provisions Fund	1996-97	1997-98	1998-99
Out-of-state placement		2,400	2,400
General			

SUPPORT: (Verified 8/21/96)

Department of Mental Health (source)  
Department of Education  
California Mental Health Directors Association

OPPOSITION: (Verified 8/21/96)

Community Alliance for Special Education  
Protection and Advocacy, Inc. (Unless amended)

ARGUMENTS IN SUPPORT: According to the Department of Mental Health, "this bill is intended as a vehicle to resolve the issues surrounding final regulations for the provision of mental health services to special education

pupils who need the services to benefit from their education. The Department of Mental Health has incorporated into this bill specific statutory restrictions on referrals for mental health services. These restrictions are consistent with current emergency regulations which limit referrals to special education pupils who have had severe problems over a long period of time that cannot be ameliorated with counseling provided by schools. The department has worked with various parties to develop specific statutory revisions that are acceptable to both mental health and education agencies."

ARGUMENTS IN OPPOSITION: Protection and Advocacy, Inc. opposes this bill unless amended to clarify that it is the ultimate responsibility of local education agencies to provide needed service not obtained under this chapter from the Department of Mental Health. Protection and Advocacy,

74  
?

□

AB 2726  
Page

5

inc. is also seeking amendments to eliminate the denial of access to this public program to persons with sufficiently significant disabilities or disabilities of a cognitive nature, to eliminate the double time for assessment and permissive language for referrals, and to address the inability of parents to make referrals for assessment.

CP:s1 8/25/96 Senate Floor Analyses  
SUPPORT/OPPOSITION: SEE ABOVE  
\*\*\*\* END \*\*\*\*

75  
?


Exhibit A-3

State DMH Information Notice No. 98-10

health services shall comply with relevant sections of the Education Code, including Section 56365. This Section shall become operative on July 1, 1997.”

If you should have any questions or need additional information, please call Scott Berenson at (916) 654-2988.

Sincerely,

A handwritten signature in black ink, appearing to read "Gary M. Pettigrew".

GARY M. PETTIGREW  
Deputy Director  
Systems of Care

Enclosure

cc: California Mental Health Planning Council  
Chief, Technical Assistance and Training



LOS ANGELES COUNTY - DEPARTMENT OF MENTAL HEALTH

OUT-OF-STATE RESIDENTIAL TREATMENT AGENCIES

Agency	DMH Daily Rate	Residential Daily Rate
<p><b>Colorado Boys Ranch</b>                      280 Highway 109, P.O. Box 681                      La Junta, Colorado 81050                      Tel. (719) 384-5981                      Fax (719) 384-8119</p> <p><i>Charles Thompson, President and CEO</i></p>	\$91.30	108.45
<p><b>Daystar Residential, Inc.</b>                      3941 County Road 895                      Manvel, Texas 77578                      Tel. (281) 489-0317                      Fax (281) 443-0167</p> <p><i>C.M. Salls, Executive Director</i></p>	\$20.00	160.00
<p><b>Devereux Arizona Treatment Network</b>                      6436 East Sweetwater Avenue                      Scottsdale, Arizona 85254                      Tel (602) 998-2920                      Fax (602) 443-1531</p> <p><i>Steven Vitali, Executive Director</i></p>	RTC \$51.00  TGH \$29.00	139.00  120.00
<p><b>Devereux Glenholme</b>                      81 Sabbaday Lane                      Washington, Connecticut 06793                      Tel (860) 868-7377                      Fax (860) 868-0269</p> <p><i>Gary Fitzherbert, Executive Director</i></p>	\$21.58	117.08
<p><b>Devereux Texas Treatment Network</b>                      1150 Devereux Drive                      League City, Texas 77573                      Tel (713) 335-1000                      Fax (713) 332-2301</p> <p><i>Gail Atkinson, Executive Director</i></p>	Unit 4 & 5 \$88.17 Unit 1 \$119.24 Unit 6 \$123.20 Victoria Campus \$46.06	164.00 League City  Victoria 123.09

Agency	DMH Daily Rate	Residential Daily Rate
<b>Emily Griffith Center</b> 14142 Denver West Parkway, Ste 192 Golden, Colorado 80401 Tel (303) 277-1010 Fax (303) 277-1173  <i>Howard Shiffman, Executive Director</i>	\$72.00	106.06
<b>Excelsior Youth Center</b> 15001 E. Oxford Avenue Aurora, Colorado 80014 Tel (303) 693-1550 Fax (303) 693-8309  <i>Bill Gregory, Executive Director</i>	<b>\$35.31</b>	112.36
<b>Fores &amp; Heights Lodge</b> P.O. Box 789 Evergreen, Colorado 80437-0789 Tel (303) 6746681 Fax (303) 6766805  <i>Linda Clefisch, Executive Director</i>	\$45.38	99.31
<b>Heritage Center</b> 5600 N. Heritage School Drive Provo, Utah 84604 Tel (801) 225-5552 Fax (801) 226-4696  <i>Jerry Spanos, Executive Director</i>	\$46.04	119.17
<b>Island View Academy</b> 2650 West 2700 South Syracuse, Utah 84075 Tel (801) 773-0200 Fax (801) 773-0208  <i>Jared Bather, Executive Director</i>	\$39.50	117.00
<b>Mental Health systems, Inc.</b> (Provo Canyon School) P.O. Box 1441 Provo, Utah 84601 Tel (801) 227-2000 Fax (801) 223-7130  <i>Larry Carter, Executive Director</i>	\$58.00	120.00

Agency	DMH Daily Rate	Residential Daily Rate
<b>Secret Harbor School</b> 1809 Commercial Avenue Anacortes, Washington 98221-0440 Tel (360) 293-5151 Fax (360) 293-0692  <i>Brian Carroll, Executive Director</i>	\$24.49	84.55
<b>Yellowstone Treatment Centers</b> 1732 South 72nd Street West Billings, Montana 59106-3599 Tel (406) 655-2100 Fax (406) 656-0021  <i>Sally Mangum, Patient Accounts Manager</i>	\$61.00	164.00

Exhibit B  
Claiming Instructions



OFFICE OF THE STATE CONTROLLER

STATE MANDATED COSTS CLAIMING INSTRUCTIONS NO. 2000-14

SERIOUSLY EMOTIONALLY DISTURBED PUPILS:  
OUT-OF-STATE MENTAL HEALTH SERVICES

JANUARY 2, 2001

In accordance with Government Code Section (GC) 17561, eligible claimants may submit claims to the State Controller's Office (SCO) for reimbursement of costs incurred for state mandated cost programs. The following are claiming instructions and forms that eligible claimants will use for the filing of claims for Seriously Emotionally Disturbed Pupils: Out of State Mental Health Services (SEDP). These claiming instructions are issued subsequent to the adoption of the program's parameters and guidelines (P's & G's) by the Commission on State Mandates (COSM).

On May 25, 2000, COSM determined that the SEDP program establishes costs mandated by the State according to the provisions listed in the attached P's & G's. For your reference, the P's & G's are included as an integral part of the claiming instructions.

Government Code Section 7576, as amended by Chapter 654, Statutes of 1996, established new fiscal and programmatic responsibilities for counties to provide mental health services to SED pupils placed in out-of-state residential programs.

**Eligible Claimants**

Any county that incurs increased costs as a direct result of this mandate is eligible to claim reimbursement of these costs.

**Filing Deadlines**

**A. Initial Claims**

Initial claims must be filed within 120 days from the issuance date of claiming instructions. Reimbursement claims for the period January 1, 1997, through June 30, 1997, and 1997-98 through 1999-00 fiscal years must be filed with SCO and must be delivered or postmarked on or before **May 2, 2001**. Annually thereafter, having received payment for an estimated claim, the claimant must file a reimbursement claim by January 15 of the following fiscal year. Claims filed after the deadline will be reduced by a late penalty of 10%, not to exceed \$1,000. All initial reimbursement claims will be considered as one claim for the purpose of computing the late claim penalty. If the claims are late, the penalty should be applied to a single fiscal year. The penalty should not be prorated among fiscal years. In order for a claim to be considered properly filed, it must include any specific supporting documentation requested in the instructions. **Claims filed more than one year after the deadline, or without the requested supporting documentation, will not be accepted.**

**B. Estimated Claims**

Unless otherwise specified in the claiming instructions, local agencies are not required to provide cost schedules and supporting documents with an estimated claim if the estimated

amount does not exceed the previous fiscal year's actual costs by more than 10%. The claimant can simply enter the estimated amount on form FAM-27, line (07). However, if the estimated claim exceeds the previous fiscal year's actual costs by more than 10%, the claimant must complete supplemental claim forms to support their estimated costs as specified for the program to explain the reason for the increased costs. If no explanation supporting the higher estimate is provided with the claim, it will automatically be adjusted to 110% of the previous fiscal year's actual costs.

Estimated claims filed with SCO must be postmarked by January 15 of the fiscal year in which costs will be incurred. However, 2000-01 estimated claims must be filed with SCO and postmarked by **May 2, 2001**. Timely filed claims will be paid before late claims.

#### **Minimum Claim Cost**

GC § 17564(a) provides that no claim shall be filed pursuant to § 17561 unless such a claim exceeds \$200 per program per fiscal year. Claims should be rounded to the nearest dollar.

#### **Reimbursement Claims**

Initial reimbursement claims will only be reimbursed to the extent that expenditures can be supported and, if such information is unavailable, claims will be reduced. In addition, ongoing reimbursement claims must be supported by documentation as evidence of the expenditures. Examples of documentation may include, but are not limited to, employee time records that identify mandate activities, payroll records, invoices, receipts, contracts, travel expense vouchers, purchase orders, and caseload statistics.

#### **Audit of Costs**

All claims submitted to SCO are reviewed to determine if costs are related to the mandate, are reasonable and not excessive, and the claim was prepared in accordance with the P's & G's adopted by COSM. If any adjustments are made to a claim, a "Notice of Claim Adjustment," specifying the claim component adjusted, the amount adjusted, and the reason for the adjustment, will be mailed within 30 days after payment of the claim.

On-site audits will be conducted by SCO as deemed necessary. Accordingly, all documentation to support actual costs claimed must be retained for a period of two years after the end of the calendar year in which the reimbursement claim was filed or amended regardless of the year of costs incurred. When no funds are appropriated for initial claims at the time the claim is filed, supporting documents must be retained for two years from the date of initial payment of the claim. Claim documentation shall be made available to SCO on request.

#### **Retention of Claiming Instructions**

The claiming instructions and forms in this package should be retained permanently in your *Mandated Cost Manual* for future reference and use in filing claims. These forms should be duplicated to meet your filing requirements. You will be notified of updated forms or changes to claiming instructions as necessary.

For your reference, these and future mandated costs claiming instructions and forms can be found on the Internet at [www.sco.ca.gov/ard/local/locreim/index.htm](http://www.sco.ca.gov/ard/local/locreim/index.htm).



**Address for Filing Claims**

Submit a signed original and a copy of form FAM-27, Claim for Payment, and a copy of all other forms and supporting documents to:

If delivery is by  
U.S. Postal Service:

Office of the State Controller  
Attn: Local Reimbursements Section  
Division of Accounting and Reporting  
P.O. Box 942850  
Sacramento, CA 94250

If delivery is by  
other delivery services:

Office of the State Controller  
Attn: Local Reimbursements Section  
Division of Accounting and Reporting  
3301 C Street, Suite 500  
Sacramento, CA 95816

## Parameters and Guidelines

Government Code Section 7576  
Statutes of 1996, Chapter 654

California Code of Regulations, Title 2, Division 9, Chapter 1, Sections 60000-60610  
California Department of Mental Health Information Notice Number 86-29

### *Seriously Emotionally Disturbed (SED) Pupils: Out-of-State Mental Health Services*

#### I. SUMMARY OF MANDATE

Government Code section 7576, as amended by Statutes of 1996, Chapter 654, established new fiscal and programmatic responsibilities for counties to provide mental health services to Seriously Emotionally Disturbed (SED) pupils placed in out-of-state residential programs. In this regard, Title 2, Division 9, Chapter 1 of the California Code of Regulations, sections 60000 through 60610, were amended to further define counties' fiscal and programmatic responsibilities including those set forth under section 60100 entitled "LEA Identification and Placement of a Seriously Emotionally Disturbed Pupil," providing that residential placements for a SED pupil may be made out-of-state only when no in-state facility can meet the pupil's needs, and under section 60200 entitled "Financial Responsibilities," detailing county mental health and LEA financial responsibilities regarding the residential placements of SED pupils.

On May 25, 2000, the Commission on State Mandates (Commission) adopted its Statement of Decision on the subject test claim, finding the following activities to be reimbursable:

- Payment of out-of state residential placements for SED pupils. (Gov. Code, § 7576, Cal. Code Regs., tit. 2, §§ 60100, 60110)
- Case management of out-of-state residential placements for SED pupils. Case management includes supervision of mental health treatment and monitoring of psychotropic medications. (Gov. Code, § 7576, Cal. Code Regs., tit. 2, § 60110.)
- Travel to conduct quarterly face-to-face contacts at the residential facility to monitor level of care, supervision, and the provision of mental health services as required in the pupil's Individualized Education Plan (IEP). (Cal. Code Regs., tit. 2, § 60110.)
- Program management, which includes parent notifications, as required, payment facilitation, and all other activities necessary to ensure a county's out-of-state residential placement program meets the requirements of Government Code section 7576 and Title 2, California Code of Regulations, subdivision 60000- 60610. (Gov. Code, § 7576; Cal. Code of Regs., tit. 2, §§ 60100, 60110.)



## II. ELIGIBLE CLAIMANTS

Counties.

## III. PERIOD OF REIMBURSEMENT

Section 17557 of the Government Code, prior to its amendment by Statutes of 1998, Chapter 681, stated that a test claim must be submitted on or before December 31 following a given fiscal year to establish eligibility for that year. This test claim was filed by the County of Los Angeles on December 22, 1997. Statutes of 1996, Chapter 654, was enacted on September 19, 1996 and became effective on January 1, 1997. Therefore, costs incurred in implementing Chapter 654, Statutes of 1996 on or after January 1, 1997, are eligible for reimbursement.

Actual costs for one fiscal year shall be included in each claim. Estimated costs for the subsequent year may be included on the same claim, if applicable. Pursuant to section 17561, subdivision (d)(1) of the Government Code, all claims for reimbursement of initial years' costs shall be submitted within 120 days of notification by the State Controller of the enactment of the claims bill.

If total costs for a given year do not exceed \$200, no reimbursement shall be allowed, except as otherwise allowed by Government Code section 17564.

## IV. REIMBURSABLE ACTIVITIES

The direct and indirect costs of labor, materials and supplies, contracted services, equipment, training, and travel incurred for the following mandate components are eligible for reimbursement:

### A. One-Time Costs

1. To develop policies, procedures and contractual arrangements, necessary to implement a county's new fiscal and programmatic responsibilities for SED pupils placed in out-of-state residential programs.
2. To conduct county staff training on the new policies, procedures and contractual arrangements, necessary to implement a county's new fiscal and programmatic responsibilities for SED pupils placed in out-of-state residential programs.

### B. Continuing Costs

#### 1. Mental Health Service Vendor Reimbursements

To reimburse counties for payments to service vendors providing mental health services to SED pupils in out-of-state residential placements as specified in Government Code section 7576 and Title 2, California Code Regulations, sub divisions 60100 and 60110.

#### 2. Case Management

To reimburse counties for case management of SED pupils in out-of-state residential placements, including supervision of mental health treatment and monitoring of psychotropic medications as specified in Government Code section 7576 and Title 2, California Code of Regulations, sub division 60110, including the costs of treatment



related litigation (including administrative proceedings) over such issues as placement and the administration of psychotropic medication. Litigation (including administrative proceedings) alleging misconduct by the county or its employees, based in negligence or intentional tort, shall not be included.

3. Travel

To reimburse counties for travel costs necessary to conduct quarterly face-to-face contacts at the residential facility to monitor level of care, supervision, and the provision of mental health services as required in the pupil's IEP as specified in Title 2, California Code of Regulations, subdivision 60110.

4. Program Management

To reimburse counties for program management costs, which include the costs of parent notifications as required, payment facilitation, and all other activities necessary to ensure a county's out-of-state residential placement program meets the requirements of Government Code section 7576 and Title 2, California Code of Regulations, subdivisions 60100 and 60110.

**V. CLAIM PREPARATION AND SUBMISSION**

Each claim for reimbursement must be timely filed and identify each cost element for which reimbursement is claimed under this mandate. Claimed costs must be identified to each reimbursable activity identified in Section IV. of these Parameters and Guidelines.

A. Direct Costs

Direct costs are defined as costs that can be traced to specific goods, services, units, programs, activities or functions.

Claimed costs shall be supported by the following cost element information:

1. Salaries and Benefits

Identify the employee(s), and/or show the classification of the employee(s) involved. Describe the reimbursable activities performed and specify the actual time devoted to each reimbursable activity by each employee, productive hourly rate and related fringe benefits.

Reimbursement for personnel services includes compensation paid for salaries, wages and employee fringe benefits. Employee fringe benefits include regular compensation paid to an employee during periods of authorized absences (e.g., annual leave, sick leave) and the employer's contribution to social security, pension plans, insurance, and worker's compensation insurance. Fringe benefits are eligible for reimbursement when distributed equitably to all job activities which the employee performs.

2. Materials and Supplies

Only expenditures that can be identified as direct costs of this mandate may be claimed. List the cost of the materials and supplies consumed specifically for the purposes of this mandate. Purchases shall be claimed at the actual price after deducting cash discounts, rebates and allowances received by the claimant. Supplies that are withdrawn from inventory shall be charged based on a recognized method of costing, consistently applied.



### 3. Contract Services

Provide the name(s) of the contractor(s) who performed the services, including any fixed contract for services. Describe the reimbursable activity(ies) performed by each named contractor and give the number of actual hours spent on the activities, if applicable. Show the inclusive dates when services were performed and itemize all costs for those services.

### 4. Fixed Assets

List the costs of the fixed assets that have been acquired specifically for the purpose of this mandate. If the fixed asset is utilized in some way not directly related to the mandated program, only the pro-rata portion of the asset which is used for the purposes of the mandated program is eligible for reimbursement.

### 5. Travel

Travel expenses for mileage, per diem, lodging, and other employee entitlements are eligible for reimbursement in accordance with the rules of the local jurisdiction. Provide the name(s) of the traveler(s), purpose of travel, inclusive dates and times of travel, destination points, and travel costs.

### 6. Training

The cost of training an employee to perform the mandated activities, as specified in Section IV of these Parameters and Guidelines, is eligible for reimbursement. Identify the employee(s) by name and job classification. Provide the title and subject of the training session, the date(s) attended, and the location. Reimbursable costs may include salaries and benefits, registration fees, transportation, lodging, and per diem.

## B. Indirect Costs

Indirect costs are defined as costs which are incurred for a common or joint purpose, benefiting more than one program and are not directly assignable to a particular department or program without efforts disproportionate to the result achieved. Indirect costs may include both: (1) overhead costs of the unit performing the mandate; and (2) the costs of central government services distributed to other departments based on a systematic and rational basis through a cost allocation plan.

Compensation for indirect costs is eligible for reimbursement utilizing the procedure provided in the OMB A-87. Claimants have the option of using 10% of direct labor, excluding fringe benefits, or preparing an Indirect Cost Rate Proposal (ICRP) for the department if the indirect cost rate exceeds 10%. If more than one department is claiming indirect costs for the mandated program, each department must have its own ICRP prepared in accordance with OMB A-87. An ICRP must be submitted with the claim when the indirect cost rate exceeds 10%.

## VI. SUPPORTING DATA

For auditing purposes, all costs claimed shall be traceable to source documents (e.g., invoices, receipts, purchase orders, contracts, worksheets, calendars, declarations, etc.) that show evidence of the validity of such costs and their relationship to the state mandated program. All

documentation in support of the claimed costs shall be made available to the State Controller's Office, as may be requested. Pursuant to Government Code section 17558.5, these documents must be kept on file by the agency submitting the claim for a period of no less than two years after the later of (1) the end of the calendar year in which the reimbursement claim is filed or last amended, or (2) if no funds are appropriated for the fiscal year for which the claim is made, the date of initial payment of the claim. All claims shall identify the number of pupils in out-of-state residential programs for the costs being claimed.

#### **VII. OFFSETTING SAVINGS AND OTHER REIMBURSEMENTS**

Any offsetting savings the claimant experiences as a direct result of the subject mandate must be deducted from the costs claimed. In addition, reimbursement for this mandate received from any source, including but not limited to federal funds and other state funds, shall be identified and deducted from this claim.

#### **VIII. STATE CONTROLLER'S OFFICE REQUIRED CERTIFICATION**

An authorized representative of the claimant shall be required to provide a certification of the claim, as specified in the State Controller's Office claiming instructions, for those costs mandated by the State contained herein.



Exhibit C  
Final State Audit Report

# LOS ANGELES COUNTY

Audit Report

## **SERIOUSLY EMOTIONALLY DISTURBED PUPILS: OUT-OF-STATE MENTAL HEALTH SERVICES PROGRAM**

Chapter 654, Statutes of 1996

*July 1, 2003, through June 30, 2006*



**JOHN CHIANG**  
California State Controller

May 2010



**JOHN CHIANG**  
California State Controller

May 7, 2010

Gloria Molina, Chair  
Los Angeles County Board of Supervisors  
856 Kenneth Hahn Hall of Administration  
500 West Temple Street  
Los Angeles, CA 90012

Dear Ms. Molina:

The State Controller's Office audited the costs claimed by Los Angeles County for the legislatively mandated Seriously Emotionally Disturbed Pupils: Out-of-State Mental Health Services Program (Chapter 654, Statutes of 1996) for the period of July 1, 2003, through June 30, 2006.

The county claimed \$54,952,597 for the mandated program. Our audit disclosed that \$42,530,422 is allowable and \$12,422,175 is unallowable. The costs are unallowable because the county claimed ineligible vendor payments for out-of-state residential placements of seriously emotionally disturbed pupils in facilities that are owned and operated for profit and unsupported residential placement and program management costs; applied indirect cost rates to ineligible and unsupported costs; applied offsetting revenues toward ineligible direct costs; and did not provide support for portions of program management costs reimbursed by federal, state, and local funds. The State paid the county \$39,561,465. Allowable costs claimed exceed the amount paid by \$2,968,957.

If you disagree with the audit findings, you may file an Incorrect Reduction Claim (IRC) with the Commission on State Mandates (CSM). The IRC must be filed within three years following the date that we notify you of a claim reduction. You may obtain IRC information at the CSM's Web site at [www.csm.ca.gov/docs/IRCForm.pdf](http://www.csm.ca.gov/docs/IRCForm.pdf).

If you have any questions, please contact Jim L. Spano, Chief, Mandated Cost Audits Bureau, at (916) 323-5849.

Sincerely,

*Original signed by*

JEFFREY V. BROWNFIELD  
Chief, Division of Audits

JVB/vb

cc: Wendy L. Watanabe  
Auditor-Controller  
Los Angeles County  
Hasmik Yaghobyan, JD  
SB 90 Coordinator  
Los Angeles County  
Jeff Carosone, Principal Program Budget Analyst  
Cor-Gen Unit, Department of Finance  
Carol Bingham, Director  
Fiscal Policy Division  
California Department of Education  
Stacey Wofford  
Special Education Program  
Department of Mental Health  
Matika Rawls, Manager  
Special Education Division  
California Department of Education  
Ginny Brummels, Section Manager  
Division of Accounting and Reporting  
State Controller's Office

# Contents

## **Audit Report**

<b>Summary .....</b>	<b>1</b>
<b>Background .....</b>	<b>1</b>
<b>Objective, Scope, and Methodology .....</b>	<b>2</b>
<b>Conclusion .....</b>	<b>2</b>
<b>Views of Responsible Officials .....</b>	<b>3</b>
<b>Restricted Use .....</b>	<b>3</b>
<b>Schedule 1—Summary of Program Costs .....</b>	<b>4</b>
<b>Findings and Recommendations .....</b>	<b>6</b>
<b>Attachment—County’s Response to Draft Audit Report</b>	



# Audit Report

## Summary

The State Controller's Office (SCO) audited the costs claimed by Los Angeles County for the legislatively mandated Seriously Emotionally Disturbed Pupils: Out-of-State Mental Health Services Program (Chapter 654, Statutes of 1996) for the period of July 1, 2003, through June 30, 2006.

The county claimed \$54,952,597 for the mandated program. Our audit disclosed that \$42,530,422 is allowable and \$12,422,175 is unallowable. The costs are unallowable because the county claimed ineligible vendor payments for out-of-state residential placements of seriously emotionally disturbed pupils in facilities that are owned and operated for profit and unsupported residential placement and program management costs; applied indirect cost rates to ineligible and unsupported costs; applied offsetting revenues toward ineligible direct costs; and did not provide support for portions of program management costs reimbursed by federal, state, and local funds. The State paid the county \$39,561,465. Allowable costs claimed exceed the amount paid by \$2,968,957.

## Background

Chapter 654, Statutes of 1996, added and amended Government Code section 7576 by allowing new fiscal and programmatic responsibilities for counties to provide mental health services to seriously emotionally disturbed (SED) pupils placed in out-of-state residential programs. Counties' fiscal and programmatic responsibilities including those set forth in California Code of Regulations section 60100 which provides that residential placements for a SED pupils may be made out-of-state only when no in-state facility can meet the pupil's needs.

On May 25, 2000, the Commission on State Mandates (CSM) determined that Chapter 654, Statutes of 1996, imposed a state mandate reimbursable under Government Code section 17561 for the following:

- Payment of out-of-state residential placements for SED pupils;
- Case management of out-of-state residential placements for SED pupils. Case management includes supervision of mental health treatment and monitoring of psychotropic medications;
- Travel to conduct quarterly face-to-face contacts at the residential facility to monitor level of care, supervision, and the provision of mental health services as required in the pupil's Individualized Education Plan;
- Program management, which includes parent notifications, as required, payment facilitation, and all other activities necessary to ensure a county's out-of-state residential placement program meets the requirements of Government Code section 7576.

The program's parameters and guidelines establish the state mandate and define reimbursement criteria. CSM adopted the parameters and guidelines on October 26, 2000. In compliance with Government Code section 17558, the SCO issues claiming instructions for mandated programs, to assist local agencies and school districts in claiming mandated program reimbursable costs.

## **Objective, Scope, and Methodology**

We conducted the audit to determine whether costs claimed represent increased costs resulting from the Seriously Emotionally Disturbed Pupils: Out-of-State Mental Health Services Program for the period of July 1, 2003, through June 30, 2006.

Our audit scope included, but was not limited to, determining whether costs claimed were supported by appropriate source documents, were not funded by another source, and were not unreasonable and/or excessive.

We conducted this performance audit under the authority of Government Code sections 12410, 17558.5, and 17561. We did not audit the county's financial statements. We conducted the audit in accordance with generally accepted government auditing standards. Those standards require that we plan and perform the audit to obtain sufficient, appropriate evidence to provide a reasonable basis for our findings and conclusions based on our audit objectives. We believe that the evidence obtained provides a reasonable basis for our findings and conclusions based on our audit objectives.

We limited our review of the county's internal controls to gaining an understanding of the transaction flow and claim preparation process as necessary to develop appropriate auditing procedures.

## **Conclusion**

Our audit disclosed instances of noncompliance with the requirements outlined above. These instances are described in the accompanying Summary of Program Costs (Schedule 1) and in the Findings and Recommendations section of this report.

For the audit period, Los Angeles County claimed \$54,952,597 for costs of the Seriously Emotionally Disturbed Pupils: Out-of-State Mental Health Services Program. Our audit disclosed that \$42,530,422 is allowable and \$12,422,175 is unallowable.

For the fiscal year (FY) 2003-04 claim, the State made no payment to the county. Our audit disclosed that \$11,028,561 is allowable. The State will pay allowable costs claimed that exceed the amount paid, totaling \$11,028,561, contingent upon available appropriations.

For the FY 2004-05 claim, the State paid the county \$19,580,271. Our audit disclosed that \$15,379,320 is allowable. The State will offset \$4,200,951 from other mandated program payments due the county. Alternatively, the county may remit this amount to the State.



For the FY 2005-06 claim, the State paid the county \$19,981,194. Our audit disclosed that \$16,122,541 is allowable. The State will offset \$3,858,653 from other mandated program payments due the county. Alternatively, the county may remit this amount to the State.

### **Views of Responsible Officials**

We issued a draft audit report on December 23, 2009. Wendy L. Watanabe, Auditor-Controller, responded by letter dated January 13, 2010 (Attachment), agreeing with the audit results. This final audit report includes the county's response.

Subsequent to the issuance of the draft report and the county's response to the SED Pupils: Out-of-State Mental Health Services Program audit, we finalized the Handicapped and Disabled Students Program audit. Our Handicapped and Disabled Students Program audit disclosed that the county over-applied Individuals with Disabilities Education Act (IDEA) funds by \$954,297 for FY 2003-04. We applied the excess of IDEA revenues to the SED Pupils: Out-of-State Mental Health Services Program. Hasmik Yaghobyan, SB 90 Coordinator, responded by e-mail on April 13, 2010, agreeing with the revised audit results.

### **Restricted Use**

This report is solely for the information and use of Los Angeles County, the California Department of Finance, and the SCO; it is not intended to be and should not be used by anyone other than these specified parties. This restriction is not intended to limit distribution of this report, which is a matter of public record.

*Original signed by*

JEFFREY V. BROWNFIELD  
Chief, Division of Audits

May 7, 2010

**Schedule 1—  
Summary of Program Costs  
July 1, 2003, through June 30, 2006**

Cost Elements	Actual Costs Claimed	Allowable per Audit	Audit Adjustment	Reference <sup>1</sup>
<u>July 1, 2003, through June 30, 2004</u>				
Direct costs:				
Mental health services:				
Vendor reimbursements	\$ 20,599,592	\$ 16,421,363	\$ (4,178,229)	Finding 1
Case management	400,621	400,621	—	
Travel	30,260	30,260	—	
Program management	147,287	147,287	—	Finding 2
Total direct costs	21,177,760	16,999,531	(4,178,229)	
Indirect costs	620,849	330,779	(290,070)	Finding 3
Total direct and indirect costs	21,798,609	17,330,310	(4,468,299)	
Less reimbursements	(6,407,477)	(6,301,749)	105,728	Finding 4
Subtotal	15,391,132	11,028,561	(4,362,571)	
Late claim penalty	—	—	—	
Total program costs	<u>\$ 15,391,132</u>	11,028,561	<u>\$ (4,362,571)</u>	
Less amount paid by the State		—		
Allowable costs claimed in excess of (less than) amount paid		<u>\$ 11,028,561</u>		
<u>July 1, 2004, through June 30, 2005</u>				
Direct costs:				
Mental health services:				
Vendor reimbursements	\$ 24,628,906	\$ 19,449,176	\$ (5,179,730)	Finding 1
Case management	523,883	523,883	—	
Travel	32,689	32,689	—	
Program management	189,852	182,466	(7,386)	Finding 2
Total direct costs	25,375,330	20,188,214	(5,187,116)	
Indirect costs	688,251	421,632	(266,619)	Finding 3
Total direct and indirect costs	26,063,581	20,609,846	(5,453,735)	
Less reimbursements	(6,483,310)	(5,230,526)	1,252,784	Finding 4
Subtotal	19,580,271	15,379,320	(4,200,951)	
Late claim penalty	—	—	—	
Total program costs	<u>\$ 19,580,271</u>	15,379,320	<u>\$ (4,200,951)</u>	
Less amount paid by the State		(19,580,271)		
Allowable costs claimed in excess of (less than) amount paid		<u>\$ (4,200,951)</u>		



**Schedule 1 (continued)**

<u>Cost Elements</u>	<u>Actual Costs Claimed</u>	<u>Allowable per Audit</u>	<u>Audit Adjustment</u>	<u>Reference<sup>1</sup></u>
<u>July 1, 2005, through June 30, 2006</u>				
Direct costs:				
Mental health services:				
Vendor reimbursements	\$ 30,710,315	\$ 25,046,394	\$ (5,663,921)	Finding 1
Case management	568,041	568,041	—	
Travel	22,902	22,902	—	
Program management	171,725	162,807	(8,918)	Finding 2
Total direct costs	31,472,983	25,800,144	(5,672,839)	
Indirect costs	83,754	459,348	375,594	Finding 3
Total direct and indirect costs	31,556,737	26,259,492	(5,297,245)	
Less reimbursements	(11,575,543)	(10,136,951)	1,438,592	Finding 4
Subtotal	19,981,194	16,122,541	(3,858,653)	
Late claim penalty	—	—	—	
Total program costs	<u>\$ 19,981,194</u>	16,122,541	<u>\$ (3,858,653)</u>	
Less amount paid by the State		(19,981,194)		
Allowable costs claimed in excess of (less than) amount paid			<u>\$ (3,858,653)</u>	
<u>Summary: July 1, 2003, through June 30, 2006</u>				
Direct costs:				
Mental health services:				
Vendor reimbursements	\$ 75,938,813	\$ 60,916,933	\$(15,021,880)	
Case management	1,492,545	1,492,545	—	
Travel	85,851	85,851	—	
Program management	508,864	492,560	(16,304)	
Total direct costs	78,026,073	62,987,889	(15,038,184)	
Indirect costs	1,392,854	1,211,759	(181,095)	
Total direct and indirect costs	79,418,927	64,199,648	(15,219,279)	
Less reimbursements	(24,466,330)	(21,669,226)	2,797,104	
Subtotal	54,952,597	42,530,422	(12,422,175)	
Late claim penalty	—	—	—	
Total program costs	<u>\$ 54,952,597</u>	42,530,422	<u>\$(12,422,175)</u>	
Less amount paid by the State		(39,561,465)		
Allowable costs claimed in excess of (less than) amount paid			<u>\$ 2,968,957</u>	

<sup>1</sup> See the Findings and Recommendations section.

# Findings and Recommendations

## FINDING 1— Ineligible vendor costs

The county overstated vendor costs by \$15,021,880 for the audit period.

The county claimed ineligible vendor payments of \$15,001,966 (mental health treatment, and board and care costs) for out-of-state residential placement of seriously emotionally disturbed (SED) pupils in facilities that are owned and operated for profit. Further, the county claimed unsupported residential placement costs of \$19,914.

The program's parameters and guidelines (section IV.C.1) specify that the mandate is to reimburse counties for payments to service vendors providing mental health services to SED pupils in out-of-state residential placements as specified in Government Code section 7576 and Title 2, California Code of Regulations, sections 60100 and 60110.

Title 2, *California Code Regulations*, section 60100, subdivision (h), specifies that out-of-state residential placements shall be made only in residential programs that meet the requirements of Welfare and Institutions Code sections 11460, subdivisions (c)(2) through (3). Welfare and Institutions Code section 11460, subdivision (c)(3), states that reimbursement shall only be paid to a group home organized and operated on a nonprofit basis.

The parameters and guidelines also state that all costs claimed must be traceable to source documents that show evidence of the validity of such costs and their relationship to the state mandated program.

The following table summarizes the unallowable vendor costs claimed:

	Fiscal Year			Total
	2003-04	2004-05	2005-06	
Ineligible placements	\$ (4,158,315)	\$ (5,179,730)	\$ (5,663,921)	\$ (15,001,966)
Unsupported costs	(19,914)	—	—	(19,914)
Total	<u>\$ (4,178,229)</u>	<u>\$ (5,179,730)</u>	<u>\$ (5,663,921)</u>	<u>\$ (15,021,880)</u>

### Recommendation

We recommend that the county implement policies and procedures to ensure that out-of-state residential placements are made in accordance with laws and regulations. Further, we recommend that the county claim only eligible and supportable residential placement costs.

### County's Response

The county agreed with the finding.



**FINDING 2—  
Unsupported program  
management costs**

The county claimed unsupported program management costs of \$16,304 for the audit period.

The county claimed unsupported program management costs (shipping charges) of \$16,304 due to clerical errors. For FY 2004-05, the county erroneously claimed \$7,386 for one day's shipping costs when the total unallocated shipping charges for the day was only \$78, none of which was related to the mandated program. Furthermore, for FY 2005-06, the county inadvertently charged total shipping charges of \$14,452 while the program-related portion was only \$5,534. We adjusted program management costs to reflect actual program related shipping charges incurred by the county.

The parameters and guidelines (section IV.C.4) specify that the mandate is to reimburse counties for program management costs, which include the costs of parent notifications as required, payment facilitation, and all other activities necessary to ensure a county's out-of-state residential placements as specified in Government Code section 7576 and Title 2, *California Code of Regulations*, sections 60100 and 60110.

The parameters and guidelines also state that all costs claimed must be traceable to source documents that show evidence of the validity of such costs and their relationship to the state mandated program.

The following table summarizes the unsupported program management costs claimed:

	Fiscal Year		Total
	2004-05	2005-06	
Program management costs	\$ 7,386	\$ 8,918	\$ 16,304

Recommendation

We recommend that the county implement policies and procedures to ensure that claimed program management costs are fully supported by source documentation and steps are taken to minimize the opportunity for clerical errors in the manual process.

County's Response

The county agreed with the finding.

**FINDING 3—  
Overstated indirect costs**

The county overstated indirect costs by \$181,095 for the audit period.

The county applied indirect cost rates to ineligible and unsupported direct costs. Furthermore, the county used an indirect cost rate methodology that is inconsistent with other related mandated cost programs, (i.e., Handicapped and Disabled Students, Handicapped and Disabled Students II, and SED Pupils: Out-of-State Mental Health Services). In some instances the county applied a rate based on costs two years prior, while in other instances, the county applied a rate based on actual claim year costs. The disparate rates were applied to expenses in the same pool of cost, resulting in significant fluctuations in rates from year to year.

We recalculated indirect costs using actual rates applicable to the appropriate fiscal year and applied the rate to eligible costs.

The parameters and guidelines specify that administrative costs incurred in the performance of the mandated activities and adequately documented are reimbursable.

The parameters and guidelines further specify that to the extent that the California Department of Mental Health has not already compensated reimbursable indirect costs from categorical funding sources, they may be claimed.

The following table summarizes the overstated indirect costs claimed:

	Fiscal Year			Total
	2003-04	2004-05	2005-06	
Indirect costs	\$ (290,070)	\$ (266,619)	\$ 375,594	\$ (181,095)

Recommendation

We recommend that the county use a consistent methodology to determine rates that are applied to the same pools of cost, and take steps to ensure that indirect cost rates are applied to eligible costs.

County's Response

The county agreed with the finding.



**FINDING 4—  
Overstated offsetting  
reimbursements**

The county overstated offsetting reimbursements by \$2,797,104 for the audit period.

The county applied offsetting revenues toward ineligible vendor payments (mental health treatment, and board and care costs) for out-of-state residential placement of SED pupils in facilities that are owned and operated for profit. In addition, the county applied the offsetting revenues towards unsupported costs. Lastly, the county did not provide support for portions of program management salary and benefit costs reimbursed by federal, state, and local funds.

We recalculated total revenues by excluding revenues related to ineligible and unsupported costs. In addition, due to lack of support, we fully offset the remaining net program management salary and benefit costs claimed. For FY 2003-04, the county over applied Individuals with Disabilities Education Act (IDEA) funds to its Handicapped and Disabled Students claim. We applied the excess of IDEA revenues to the SED Pupils: Out-of-State Mental Health Services Program.

The parameters and guidelines provide that reimbursement for this mandate received from any source, including but not limited to federal funds and other state funds, shall be identified and deducted from the claim.

Title 2, *California Code Regulations*, section 60100, subdivision (h), specifies that out-of-state residential placements shall be made only in residential programs that meet the requirements of Welfare and Institutions Code sections 11460, subdivisions (c)(2) through (3). Welfare and Institutions Code section 11460, subdivision (c)(3), states that reimbursement shall only be paid to a group home organized and operated on a nonprofit basis.

Welfare and Institutions Code section 15200, subdivision (c)(1), provides the cost sharing mechanism whereby the California Department of Social Services reimburses counties for 40% of the 24-hour out-of-home residential board-and-care costs.

Welfare and Institutions Code section 18355, states, in part, notwithstanding any other provision of the law, 24-hour out-of-home care for seriously emotionally disturbed children who are placed in accordance with Government code, section 7572.5, shall be funded from a separate appropriation in the budget of the California Department of Social Services in order to fund both 24-hour out-of-home care payment and local administrative costs.

The following table summarizes the overstated offsetting revenues:

	Fiscal Year			Total
	2003-04	2004-05	2005-06	
Ineligible vendor costs	\$ 1,096,274	\$ 1,289,337	\$ 1,476,355	\$ 3,861,966
Unsupported program management	(36,249)	(36,553)	(37,763)	(110,565)
Under applied IDEA funds	(954,297)	—	—	(954,297)
<b>Total</b>	<b>\$ 105,728</b>	<b>\$ 1,252,784</b>	<b>\$ 1,438,592</b>	<b>\$ 2,797,104</b>

Recommendation

We recommend that the county implement policies and procedures to ensure that revenues are applied to eligible costs. Further, we recommend that the county identify and apply all applicable offsetting revenues including federal, state, and local reimbursements for program activities, and maintain source documentation to support its claim.

County's Response

The county agreed with the finding.

**Attachment—  
County's Response to  
Draft Audit Report**

---





**COUNTY OF LOS ANGELES  
DEPARTMENT OF AUDITOR-CONTROLLER**

KENNETH HAHN HALL OF ADMINISTRATION  
500 WEST TEMPLE STREET, ROOM 525  
LOS ANGELES, CALIFORNIA 90012-3873  
PHONE: (213) 974-8301 FAX: (213) 626-5427

WENDY L. WATANABE  
AUDITOR-CONTROLLER

MARIA M. OMS  
CHIEF DEPUTY

ASST. AUDITOR-CONTROLLERS

ROBERT A. DAVIS  
JOHN NAIMO  
JUDI E. THOMAS

January 13, 2010

Mr. Jeffrey V. Brownfield, Chief  
Division of Audits  
State Controller's Office  
300 Capitol Mall, Suite 518  
Sacramento, California 95814

Dear Mr. Brownfield:

**LOS ANGELES COUNTY'S RESPONSE  
TO STATE CONTROLLER'S DRAFT AUDIT REPORT  
SERIOUSLY EMOTIONALLY DISTURBED PUPILS: OUT-OF-STATE MENTAL  
HEALTH SERVICES PROGRAM (SED), CHAPTER 654, STATUTES OF 1996**

The County of Los Angeles has reviewed the State's draft audit report dated December 23, 2009 for SED's program, for the period July 1, 2003 through June 30, 2006. The draft audit report concluded that, of the \$54,952,597 claimed under SED, \$43,484,719 is allowable. The remaining \$11,467,878 is not allowable pursuant to the Parameters and Guidelines adopted by the Commission on State Mandates on May 25, 2000.

The County's response, which is attached hereto, indicates agreement with the audit findings and the actions that the County will take to implement policies and procedures to ensure that the costs claimed under SED are eligible, mandate related, and supported. We also recognize that if the County subsequently provides additional information to support its \$11,467,878 of unallowable costs, or if there are any changes in the laws and regulations, the State will revise the final audit report to include such additional allowable costs.

If you have any questions, please contact Hasmik Yaghobyan at (213) 893-0792 or via e-mail at [hyaghobyan@auditor.lacounty.gov](mailto:hyaghobyan@auditor.lacounty.gov).

Very truly yours,

Wendy L. Watanabe  
Auditor-Controller

WLW:MMO:JN:CY:hy  
H:\SB90\QSTClaim Submission\Ch654\Audit Response Cover 1-14-10.doc

Attachment

c: Dr. Marvin Southard, Director, Department of Mental Health  
Sheila Shima, Deputy Chief Executive Officer, Chief Executive Office

*Help Conserve Paper – Print Double-Sided  
"To Enrich Lives Through Effective and Caring Service"*

**LOS ANGELES COUNTY'S RESPONSE TO  
STATE CONTROLLER'S DRAFT AUDIT REPORT  
SERIOUSLY EMOTIONALLY DISTURBED PUPILS: OUT-OF-STATE MENTAL  
HEALTH SERVICES PROGRAM (SED), CHAPTER 654, STATUTES OF 1996  
JULY 1, 2003 THROUGH JUNE 30, 2006**

**Finding # 1- Ineligible Vendor Costs**

The County claimed ineligible vendor payments of \$15,001,966 (mental health treatment, and board and care costs) for out-of-state residential placement of seriously emotionally disturbed (SED) pupils in facilities that are owned and operated for profit. Further, the County claimed unsupported residential placement costs of \$19,914.

*Recommendation*

We recommend that the County implement policies and procedures to ensure that out-of-state residential placements are made in accordance with laws and regulations. Further, we recommend that the County claim only eligible and supportable residential placement costs.

*County's Response*

We agree with the recommendation. The County will review and establish policies and procedures to ensure that out-of-state residential placements are made in accordance with laws and regulations. The County will also review its claim procedures to ensure that residential placement costs are eligible and supportable.

**Finding # 2- Unsupported Program Management Costs**

The County claimed unsupported program management costs of \$16,304 for the audit period due to clerical errors.

*Recommendation*

We recommend that the County implement policies and procedures to ensure that claimed program management costs are fully supported by source documentation and steps are taken to minimize the opportunity for clerical errors in the manual process.

*County's Response*

We agree with the recommendation. The County will review and establish policies and procedures to ensure that program management costs are supported and contain no clerical errors.

**LOS ANGELES COUNTY'S RESPONSE TO  
STATE CONTROLLER'S DRAFT AUDIT REPORT  
SERIOUSLY EMOTIONALLY DISTURBED PUPILS: OUT-OF-STATE MENTAL  
HEALTH SERVICES PROGRAM (SED), CHAPTER 654, STATUTES OF 1996  
JULY 1, 2003 THROUGH JUNE 30, 2006**

**Finding # 3- Overstated Indirect Costs**

The County overstated indirect costs by \$181,095. The County applied indirect cost rates to ineligible and unsupported direct costs. Furthermore, the County used an indirect cost rate methodology that is inconsistent with other related mandated cost programs.

*Recommendation*

We recommend that the County use a consistent methodology to determine rates that are applied to the same pools of cost, and takes steps to ensure that indirect cost rates are applied to eligible costs.

*County's Response*

We agree with the recommendation. The County will review and establish policies and procedures to ensure that a consistent methodology for determining indirect cost rates applicable to the same pools of eligible costs is used.

**Finding # 4- Overstated Offsetting Reimbursements**

The County overstated offsetting reimbursements by \$3,751,401 for the audit period. The County applied offsetting revenues toward ineligible vendor payments (mental health treatment, and board and care costs) for out-of-state residential placement of SED pupils in facilities that are owned and operated for profit.

*Recommendation*

We recommend that the County implement policies and procedures to ensure that revenues are applied to eligible costs. Further, we recommend that the County identifies and applies all applicable offsetting revenues including federal, state, and local reimbursements for program activities, and maintain source documentation to support its claim.

*County's Response*

We agree with the recommendation. The County will review and establish policies and procedures to ensure that all applicable offsetting revenues (including federal, state, and local reimbursements) are identified, applied to eligible costs, and are supported by source documentation.



**State Controller's Office  
Division of Audits  
Post Office Box 942850  
Sacramento, CA 94250-5874**

**<http://www.sco.ca.gov>**

Exhibit D

Reimbursement Claims

<b>CLAIM FOR PAYMENT</b> Pursuant to Government Code Section 17561 <b>SERIOUSLY EMOTIONALLY DISTURBED PUPILS:</b> <b>OUT-OF-STATE MENTAL HEALTH SERVICES</b>	For State Controller Use only		Program <span style="font-size: 2em; font-weight: bold;">191</span>	
	(19)	Program Number		00191
	(20)	Date File		/ /
	(21)	LRS Input	/ /	

L A B E L  H E R E	(01)	Claimant Identification Number		Reimbursement Claim Data		
	(02)	Claimant Name Department of Mental Health		(22)	SEDP-1, (03) 427	
		County of Location County of Los Angeles		(23)	SEDP-1, (04)(A)(1)(f)	
		Street Address or P.O. Box 550 South Vermont Ave., 11th Floor		(24)	SEDP-1, (04)(A)(2)(f)	
		City	State	Zip Code	(25)	SEDP-1, (04)(B)(1)(f) 6,807,951
		Los Angeles	CA	90020		
		Type of Claim	Estimated Claim	Reimbursement Claim	(26)	SEDP-1, (04)(B)(2)(f) 400,621
			(03) Estimated <input checked="" type="checkbox"/>	(09) Reimbursement <input checked="" type="checkbox"/>	(27)	SEDP-1, (04)(B)(3)(f) 30,260
			(04) Combined <input type="checkbox"/>	(10) Combined <input type="checkbox"/>	(28)	SEDP-1, (04)(B)(4)(f) 86,872
			(05) Amended <input type="checkbox"/>	(11) Amended <input type="checkbox"/>	(29)	SEDP-1, (06) 8
	Fiscal Year of Cost	(06) <u>2004/2005</u>	(12) <u>2003/2004</u>	(30)	SEDP-1, (07) 620,849	
	Total Claimed Amount	(07) 7,787,887	(13) 7,079,898	(31)	SEDP-1, (09)	
	Less: 10% Late Penalty, not to exceed \$1,000		(14)	(32)	SEDP-1, (10) 866,655	
	Less: Prior Claim Payment Received		(15)	(33)		
	Net Claimed Amount	7,787,887	(16) 7,079,898	(34)		
	Due to Claimant	(08) 7,787,887	(17) 7,079,898	(35)		
	Due to State		(18)	(36)		

**(37) CERTIFICATION OF CLAIM**

In accordance with the provisions of Government Code 17561, I certify that I am the officer authorized by the local agency to file mandated cost claims with the State of California for this program, and certify under penalty of perjury that I have not violated any of the provisions of Government Code Sections 1090 to 1098, inclusive.

I further certify that there was no application other than from the claimant, nor any grant or payment received, for reimbursement of costs claimed herein, and such costs are for a new program or increased level of services of an existing program. All offsetting savings and reimbursements set forth in the Parameters and Guidelines are identified, and all costs claimed are supported by source documentation currently maintained by the claimant.

The amounts for this Estimated Claim and/or Reimbursement Claim are hereby claimed from the State for payment of estimated and/or actual costs set forth on the attached statements. I certify under penalty of perjury under the laws of the State of California that the foregoing is true and correct.

Signature of Authorized Officer

Date

*Gurubanda Singh Khalsa*

12/23/04

**Gurubanda Singh Khalsa**

**Director of Financial Services**

Type or Print Name

Title

(38) Name of Contact Person for Claim

**Michael Boyle**

Telephone Number

(213) 738-4665

Ext.

E-mail Address

**mboyle@dmh.co.la.ca.us**



Program <b>191</b>	<b>MANDATED COSTS</b> <b>SERIOUSLY EMOTIONALLY DISTURBED PUPILS:</b> <b>OUT-OF-STATE MENTAL HEALTH SERVICES</b> <b>CLAIM SUMMARY</b>	<b>FORM</b> <b>SEDP-1</b>				
(01) Claimant: COUNTY OF LOS ANGELES / DEPARTMENT OF MENTAL HEALTH		(02) Type of Claim Reimbursement <input checked="" type="checkbox"/> Estimated <input type="checkbox"/>				
		Fiscal Year 2003/2004				
<b>Claim Statistics</b>						
(03) Number of pupils placed in out-of-state residential programs in the fiscal year of claim. (Please see note below)		427				
<b>Direct Costs</b>						
<b>Object Accounts</b>						
(04) Reimbursable Components	(a)	(b)	(c)	(d)	(e)	(f)
	Salaries	Benefits	Services and Supplies	Fixed Assets	Travel and Training	Total
<b>A. One-Time Costs</b>						
1. Develop Policies, Procedures, and Contractual Arrangements						
2. Conduct County Staff Training						
<b>B. Ongoing Costs</b>						
1. Mental Health Service Vendor Reimbursements	6,807,951					6,807,951
2. Case Management	400,621					400,621
3. Travel	30,260					30,260
4. Program Management	86,872					86,872
(05) Total Direct Costs	7,325,704					7,325,704
<b>Indirect Costs</b>						
(06) Indirect Cost Rate	See Tab: "FY 2003/04 Indirect Cost Rate" Schedule					8.4749%
(07) Total Indirect Costs	[Line (06) x line (05)(a)] or [Line (06) x (line (05)(a) + line (05)(b))]					620,849
(08) Total Direct and Indirect Costs	[Line (05)(f) + line (07)]					7,946,553
<b>Cost Reduction</b>						
(09) Less: Offsetting Savings						
(10) Less: Other Reimbursements	See Tab "FY 2003/2004 Federal IDEA Funds"					866,655
(11) Total Claimed Amount	[Line (08) - (line (09) + line (10))]					7,079,898

Revised 09/03

Note: The number includes pupils who had multiple placements during the fiscal year of claim. The unduplicated count is 412.

Program  <div style="font-size: 2em; font-weight: bold; text-align: center;">191</div>	<b>MANDATED COSTS</b> <b>SERIOUSLY EMOTIONALLY DISTURBED PUPILS:</b> <b>OUT-OF-STATE MENTAL HEALTH SERVICES</b> <b>COMPONENT/ACTIVITY COST DETAIL</b>	<b>FORM</b>  <b>SEDP-2</b>
--	--	----------------------------------

(01) Claimant: COUNTY OF LOS ANGELES DEPARTMENT OF MENTAL HEALTH	(02) Fiscal Year: <u>2003/2004</u>
---	------------------------------------

(03) Reimbursable Components: Check only one box per form to identify the component being claimed.

**One-Time Costs:**

Develop Policies, Procedures, and Contractual Arrangements     
  Conduct County Staff Training

**Ongoing Costs:**

Mental Health Service Vendor Reimbursements\*     
  Travel

Case Management     
  Program Management

(a) Employee Names, Job Classifications, Functions Performed, and Description of Expenses	Object Accounts						
	(b) Hourly Rate or Unit Cost	(c) Hours Worked or Quantity	(d) Salaries	(e) Benefits	(f) Services and Supplies	(g) Fixed Assets	(h) Travel and Training
<div style="font-weight: bold; font-size: 1.2em;">See Attachment 1</div>							

(05) Total <input checked="" type="checkbox"/> Subtotal <input type="checkbox"/> Page: <u>1</u> of <u>1</u>					6,807,951	
---	--	--	--	--	-----------	--



Program <div style="font-size: 24pt; font-weight: bold; text-align: center;">191</div>	<b>MANDATED COSTS</b> <b>SERIOUSLY EMOTIONALLY DISTURBED PUPILS:</b> <b>OUT-OF-STATE MENTAL HEALTH SERVICES</b> <b>COMPONENT/ACTIVITY COST DETAIL</b>	<b>FORM</b>  <b>SEDP-2</b>
---	--	----------------------------------

(01) Claimant: COUNTY OF LOS ANGELES DEPARTMENT OF MENTAL HEALTH	(02) Fiscal Year: <u>2003/2004</u>
---	------------------------------------

(03) Reimbursable Components: Check only one box per form to identify the component being claimed.

**One-Time Costs:**

Develop Policies, Procedures, and Contractual Arrangements     
  Conduct County Staff Training

**Ongoing Costs:**

Mental Health Service Vendor Reimbursements\*     
  Travel

Case Management     
  Program Management

(04) Description of Expenses: Complete columns (a) through (h). Object Accounts

(a) Employee Names, Job Classifications, Functions Performed, and Description of Expenses	(b) Hourly Rate or Unit Cost	(c) Hours Worked or Quantity	(d) Salaries	(e) Benefits	(f) Services and Supplies	(g) Fixed Assets	(h) Travel and Training
<b>See Attachment 2</b>							

(05) Total <input checked="" type="checkbox"/> Subtotal <input type="checkbox"/> Page: <u>1</u> of <u>1</u>	400,621
---	---------



Program <b>191</b>	<b>MANDATED COSTS</b> <b>SERIOUSLY EMOTIONALLY DISTURBED PUPILS:</b> <b>OUT-OF-STATE MENTAL HEALTH SERVICES</b> <b>COMPONENT/ACTIVITY COST DETAIL</b>	<b>FORM</b> <b>SEDP-2</b>
-----------------------	--	------------------------------

(01) Claimant: COUNTY OF LOS ANGELES DEPARTMENT OF MENTAL HEALTH	(02) Fiscal Year: <u>2003/2004</u>
---	------------------------------------

(03) Reimbursable Components: Check only one box per form to identify the component being claimed.

**One-Time Costs:**

- |   |  |
|---|--|
| <input type="checkbox"/> Develop Policies, Procedures, and Contractual Arrangements | <input type="checkbox"/> Conduct County Staff Training |
|---|--|

**Ongoing Costs:**

- |   |   |
|---|---|
| <input type="checkbox"/> Mental Health Service Vendor Reimbursements* | <input checked="" type="checkbox"/> Travel  |
| <input type="checkbox"/> Case Management                              | <input type="checkbox"/> Program Management |

(04) Description of Expenses: Complete columns (a) through (h).

**Object Accounts**

(a) Employee Names, Job Classifications, Functions Performed, and Description of Expenses	(b) Hourly Rate or Unit Cost	(c) Hours Worked or Quantity	(d) Salaries	(e) Benefits	(f) Services and Supplies	(g) Fixed Assets	(h) Travel and Training
<b>See Attachment 3</b>							

(05) Total <input checked="" type="checkbox"/>	Subtotal <input type="checkbox"/>	Page: <u>1</u> of <u>1</u>					30,260
--	-----------------------------------	----------------------------	--	--	--	--	--------

Program <b>191</b>	<b>MANDATED COSTS</b> <b>SERIOUSLY EMOTIONALLY DISTURBED PUPILS:</b> <b>OUT-OF-STATE MENTAL HEALTH SERVICES</b> <b>COMPONENT/ACTIVITY COST DETAIL</b>	<b>FORM</b>  <b>SEDP-2</b>
-----------------------	--	----------------------------------

(01) Claimant: COUNTY OF LOS ANGELES DEPARTMENT OF MENTAL HEALTH	(02) Fiscal Year: <u>2003/2004</u>
---	------------------------------------

(03) Reimbursable Components: Check only one box per form to identify the component being claimed.

**One-Time Costs:**

Develop Policies, Procedures, an Contractual Arrangements
  Conduct County Staff Training

**Ongoing Costs:**

Mental Health Service Vendor Reimbursements\*
  Travel

Case Management
  Program Management

(04) Description of Expenses: Complete columns (a) through (h). Object Accounts

(a) Employee Names, Job Classifications, Functions Performed, and Description of Expenses	(b) Hourly Rate or Unit Cost	(c) Hours Worked or Quantity	(d) Salaries	(e) Benefits	(f) Services and Supplies	(g) Fixed Assets	(h) Travel and Training
<p><b>See Attachment 4(a) &amp; 4(b)</b></p>							
(05) Total <input checked="" type="checkbox"/> Subtotal <input type="checkbox"/> Page: <u>1</u> of <u>1</u>			62,573	19,397	4,902		



**OUT-OF-STATE PLACEMENT  
MENTAL HEALTH SERVICES  
FY 2003-2004**

OUT-OF-STATE CONTRACTORS	MIS #	IN PLACEMENT		DMH RATE	DMH DAYS	CLIENT COUNT	TOTAL AMOUNT
		START	STOP				
Aspen Solutions/Aspen Ranch	██████	12/11/03	01/14/04	80.00	34	1	2,720
Aspen Solutions/Aspen Ranch	██████	01/14/04		80.00	169	1	13,520
Aspen Solutions/Aspen Ranch	██████	03/12/03	12/20/03	80.00	173	1	13,840
Aspen Solutions/Aspen Ranch	██████	08/25/03		80.00	311	1	24,880
Aspen Solutions/Aspen Ranch	██████	02/05/04		80.00	147	1	11,760
Aspen Solutions/Aspen Ranch	██████	05/04/04		80.00	58	1	4,640
Aspen Solutions/Aspen Ranch	██████	12/05/02	11/14/03	80.00	137	1	10,960
Aspen Solutions/Aspen Ranch	TOTAL:				1,029	7	82,320
Aspen Solutions/Mount Bach. Acad.	██████	06/23/03		80.00	-	-	-
Aspen Solutions/Mount Bach. Acad.	TOTAL:				-	-	-
Aspen Solutions/YouthCare Inc.	██████	01/08/03	08/24/03	90.00	55	1	4,950
Aspen Solutions/YouthCare Inc.	TOTAL:				55	1	4,950
Cathedral Home for Children	██████	03/08/03		70.00 / 120.00	366	1	37,970
Cathedral Home for Children	██████	02/18/04		120.00	134	1	16,080
Cathedral Home for Children	██████	04/28/04		120.00	64	1	7,680
Cathedral Home for Children	██████	05/03/03		70.00 / 120.00	366	1	37,970
Cathedral Home for Children	██████	09/05/02		70.00 / 120.00	366	1	37,970
Cathedral Home for Children	TOTAL:				1,296	5	137,670
Cinnamon Hills	██████	10/01/02		45.00	366	1	16,470
Cinnamon Hills	██████	10/09/03		45.00	266	1	11,970
Cinnamon Hills	TOTAL:				632	2	28,440
Colorado Boys Ranch	██████	06/29/04		100.43	2	1	201
Colorado Boys Ranch	██████	06/28/04		100.43	3	1	301
Colorado Boys Ranch	██████	05/10/02	12/22/03	100.43	175	1	17,575
Colorado Boys Ranch	██████	04/03/03		100.43	366	1	36,757
Colorado Boys Ranch	██████	05/27/04		100.43	35	1	3,515
Colorado Boys Ranch	██████	10/25/02	05/14/04	100.43	319	1	32,037
Colorado Boys Ranch	██████	11/05/02	11/21/03	100.43	144	1	14,462
Colorado Boys Ranch	██████	02/18/04	05/07/04	100.43	80	1	8,034
Colorado Boys Ranch	██████	11/30/00		100.43	366	1	36,757
Colorado Boys Ranch	██████	05/19/04		100.43	43	1	4,318
Colorado Boys Ranch	██████	04/05/04		100.43	87	1	8,737
Colorado Boys Ranch	██████	09/17/03		100.43	288	1	28,924
Colorado Boys Ranch	██████	11/25/02	09/08/03	100.43	70	1	7,030
Colorado Boys Ranch	██████	10/28/02	04/02/04	100.43	277	1	27,819
Colorado Boys Ranch	██████	04/07/04		100.43	85	1	8,537
Colorado Boys Ranch	██████	05/18/01	01/16/04	100.43	200	1	20,086
Colorado Boys Ranch	██████	11/18/02		100.43	366	1	36,757
Colorado Boys Ranch	██████	09/22/03	04/25/04	100.43	217	1	21,793
Colorado Boys Ranch	██████	05/25/04		100.43	37	1	3,716
Colorado Boys Ranch	██████	10/22/02	05/03/04	100.43	308	1	30,932
Colorado Boys Ranch	██████	08/12/02		100.43	366	1	36,757
Colorado Boys Ranch	██████	06/11/04		100.43	20	1	2,009
Colorado Boys Ranch	██████	03/30/04		100.43	93	1	9,340
Colorado Boys Ranch	██████	08/29/03		100.43	307	1	30,832
Colorado Boys Ranch	██████	12/10/02		100.43	366	1	36,757
Colorado Boys Ranch	██████	09/29/03		100.43	276	1	27,719
Colorado Boys Ranch	██████	05/19/04		100.43	43	1	4,318
Colorado Boys Ranch	██████	12/16/02		100.43	366	1	36,757



**OUT-OF-STATE PLACEMENT  
MENTAL HEALTH SERVICES  
FY 2003-2004**

OUT-OF-STATE CONTRACTORS	MIS #	IN PLACEMENT		DMH RATE	DMH DAYS	CLIENT COUNT	TOTAL AMOUNT
		START	STOP				
Colorado Boys Ranch	████████	04/23/03		100.43	366	1	36,757
Colorado Boys Ranch	████████	08/22/03		100.43	314	1	31,535
Colorado Boys Ranch	████████	02/05/04		100.43	147	1	14,763
Colorado Boys Ranch	████████	07/18/03	09/25/03	100.43	70	1	7,030
Colorado Boys Ranch	████████	05/14/04		100.43	48	1	4,821
Colorado Boys Ranch	████████	05/15/03		100.43	366	1	36,757
Colorado Boys Ranch	████████	06/07/02		100.43	366	1	36,757
Colorado Boys Ranch	████████	05/05/03		100.43	366	1	36,757
Colorado Boys Ranch	████████	06/17/04		100.43	14	1	1,406
Colorado Boys Ranch	████████	03/16/04		100.43	107	1	10,746
Colorado Boys Ranch	████████	03/08/02		100.43	366	1	36,757
Colorado Boys Ranch	████████	11/29/02		100.43	366	1	36,757
Colorado Boys Ranch	████████	02/23/04		100.43	129	1	12,955
Colorado Boys Ranch	████████	10/13/03		100.43	262	1	26,313
Colorado Boys Ranch	████████	06/14/04		100.43	17	1	1,707
Colorado Boys Ranch	TOTAL:				8,609	43	864,602
DayStar	████████	03/02/02		80.00	366	1	29,280
DayStar	████████	07/01/00		80.00	366	1	29,280
DayStar	████████	12/28/00		80.00	366	1	29,280
DayStar	████████	03/27/01	10/23/03	80.00	115	1	9,200
DayStar	TOTAL:				1,213	4	97,040
Devereux (Arizona) - RTC	████████	11/03/03	01/12/04	54.00	71	1	3,834
Devereux (Arizona) - RTC	████████	11/29/02	09/17/03	54.00	78	1	4,212
Devereux (Arizona) - TGH	████████	09/17/03		31.00	288	1	8,928
Devereux (Arizona)	TOTAL:				437	3	16,974
Devereux (Texas) - League	████████	03/07/03	02/12/04	125.16	226	1	28,286
Devereux (Texas) - League	████████	02/12/04	04/13/04	91.28	62	1	5,659
Devereux (Texas) - League	████████	11/07/03		91.28	237	1	21,633
Devereux (Texas) - League	████████	11/05/03		129.70	239	1	30,998
Devereux (Texas) - League	████████	11/18/02	04/21/04	129.70	296	1	38,391
Devereux (Texas) - Victoria	████████	04/09/03	09/18/03	51.84	80	1	4,147
Devereux (Texas) - League	████████	05/28/04		91.28	34	1	3,104
Devereux (Texas) - League	████████	08/23/02	09/19/03	91.28	81	1	7,394
Devereux (Texas) - League	████████	11/15/02		129.70	366	1	47,470
Devereux (Texas) - League	████████	01/29/04	05/28/04	129.70	121	1	15,694
Devereux (Texas) - League	████████	01/15/03		129.70	366	1	47,470
Devereux (Texas) - League	████████	10/24/02	12/15/03	129.70	167	1	21,660
Devereux (Texas) - League	████████	12/15/03		91.28	199	1	18,165
Devereux (Texas) - League	████████	08/29/02	06/22/04	91.28	358	1	32,678
Devereux (Texas) - League	████████	06/28/04		91.28	3	1	274
Devereux (Texas) - League	████████	05/25/04		129.70	37	1	4,799
Devereux (Texas) - League	████████	06/19/04		129.70	12	1	1,556
Devereux (Texas) - Victoria	████████	06/10/04		51.84	21	1	1,089
Devereux (Texas) - League	████████	06/18/02	03/13/04	125.16	257	1	32,166
Devereux (Texas) - Victoria	████████	04/09/03	09/10/03	51.84	71	1	3,681
Devereux (Texas) - League	████████	09/10/03		129.70	295	1	38,262
Devereux (Texas) - League	████████	05/28/04		91.28	34	1	3,104
Devereux (Texas) - League	████████	10/18/02		129.70 / 91.28	366	1	35,791
Devereux (Texas) - League	████████	12/15/03		129.70	199	1	25,810



**OUT-OF-STATE PLACEMENT  
MENTAL HEALTH SERVICES  
FY 2003-2004**

OUT-OF-STATE CONTRACTORS	MIS #	IN PLACEMENT		DMH RATE	DMH DAYS	CLIENT COUNT	TOTAL AMOUNT
		START	STOP				
Devereux (Texas) - League	[REDACTED]	02/19/04		125.16	133	1	16,646
Devereux (Texas) - League	[REDACTED]	10/13/03	10/25/03	129.70	13	1	1,686
Devereux (Texas) - League	[REDACTED]	12/19/01	03/22/04	129.70	266	1	34,500
Devereux (Texas) - League	[REDACTED]	01/10/03	08/29/03	125.16	60	1	7,510
Devereux (Texas) - League	[REDACTED]	12/31/02	07/09/03	91.28	9	1	822
Devereux (Texas) - League	[REDACTED]	12/02/03	02/04/04	129.70	65	1	8,431
Devereux (Texas) - League	[REDACTED]	03/13/03		129.70	366	1	47,470
Devereux (Texas) - League	[REDACTED]	02/27/02	05/29/04	91.28	334	1	30,486
Devereux (Texas) - League	[REDACTED]	09/05/03		129.70	300	1	38,910
Devereux (Texas) - League	[REDACTED]	10/27/03		129.70	248	1	32,166
Devereux (Texas) - League	[REDACTED]	10/16/02		91.28	366	1	33,408
Devereux (Texas) - League	[REDACTED]	11/07/03		91.28	237	1	21,633
Devereux (Texas) - League	[REDACTED]	06/23/03		129.70	366	1	47,470
Devereux (Texas) - League	[REDACTED]	03/10/03		125.16	366	1	45,809
Devereux (Texas) - Victoria	[REDACTED]	02/26/02	02/12/04	51.84	227	1	11,768
Devereux (Texas) - League	[REDACTED]	04/29/03	09/19/03	91.28	81	1	7,394
Devereux (Texas) - League	[REDACTED]	08/15/02		125.16	366	1	45,809
Devereux (Texas) - Victoria	[REDACTED]	07/20/03	05/17/04	51.84	303	1	15,708
Devereux (Texas) - League	[REDACTED]	10/01/02	04/28/04	129.70	303	1	39,299
Devereux (Texas) - League	[REDACTED]	09/10/02	08/27/03	91.28	58	1	5,294
Devereux (Texas) - League	[REDACTED]	11/02/03		91.28	242	1	22,090
Devereux (Texas) - League	[REDACTED]	02/13/03	07/15/03	125.16	15	1	1,877
Devereux (Texas) - League	[REDACTED]	06/04/03		91.28	366	1	33,408
Devereux (Texas) - League	[REDACTED]	06/02/03	04/14/04	125.16	289	1	36,171
Devereux (Texas) - Victoria	[REDACTED]	08/30/02	03/02/04	51.84	246	1	12,753
Devereux (Texas) - League	[REDACTED]	11/01/02	05/27/04	129.70	332	1	43,060
Devereux (Texas) - League	[REDACTED]	03/12/03	10/16/03	91.28	108	1	9,858
Devereux (Texas) - League	[REDACTED]	01/27/04	04/05/04	125.16	70	1	8,761
Devereux (Texas) - League	[REDACTED]	02/27/02	08/26/03	125.16	57	1	7,134
Devereux (Texas) - League	[REDACTED]	05/29/04	06/21/04	91.28	24	1	2,191
Devereux (Texas) - League	[REDACTED]	06/13/02	08/27/03	91.28	58	1	5,294
Devereux (Texas) - League	[REDACTED]	11/25/02	06/11/04	91.28	347	1	31,674
Devereux (Texas) - League	[REDACTED]	10/30/01		91.28	366	1	33,408
Devereux (Texas) - Victor.-Adult	[REDACTED]	05/12/04		91.28	50	1	4,564
Devereux (Texas) - Victoria	[REDACTED]	08/02/03	09/05/03	51.84	35	1	1,814
Devereux (Texas) - Victoria	[REDACTED]	04/25/03	12/27/03	51.84	180	1	9,331
Devereux (Texas) - League	[REDACTED]	11/15/02		125.16	366	1	45,809
Devereux (Texas) - League	[REDACTED]	11/06/01		125.16	366	1	45,809
Devereux (Texas) - League	[REDACTED]	10/21/03		91.28	254	1	23,185
Devereux (Texas) - League	[REDACTED]	08/19/03		129.70	317	1	41,115
Devereux (Texas) - League	[REDACTED]	01/09/03	09/15/03	91.28	77	1	7,029
Devereux (Texas) - League	[REDACTED]	05/15/03		91.28	366	1	33,408
Devereux (Texas) - Victoria	[REDACTED]	03/19/02	07/13/03	51.84	13	1	674
Devereux (Texas) - Victor.-Adult	[REDACTED]	05/14/04		91.28	48	1	4,381
Devereux (Texas) - League	[REDACTED]	12/11/03		129.70	203	1	26,321
Devereux (Texas) - League	[REDACTED]	11/10/03	02/12/04	125.16	94	1	11,761
Devereux (Texas) - League	[REDACTED]	02/12/04		91.28	140	1	12,771
Devereux (Texas) - League	[REDACTED]	09/20/02	08/29/03	91.28	60	1	5,471
Devereux (Texas) - League	[REDACTED]	04/16/04		129.70	76	1	9,861



**OUT-OF-STATE PLACEMENT  
MENTAL HEALTH SERVICES  
FY 2003-2004**

OUT-OF-STATE CONTRACTORS	MIS #	IN PLACEMENT		DMH RATE	DMH DAYS	CLIENT COUNT	TOTAL AMOUNT
		START	STOP				
Devereux (Texas) - League	[REDACTED]	02/28/03	12/05/03	129.70	158	1	20,493
Devereux (Texas) - League	[REDACTED]	04/21/04		91.28	71	1	6,481
Devereux (Texas) - League	[REDACTED]	08/29/03		91.28	307	1	28,023
Devereux (Texas) - League	[REDACTED]	07/25/02	06/02/04	125.16	338	1	42,304
Devereux (Texas) - Victoria	[REDACTED]	07/01/02		51.84	366	1	18,973
Devereux (Texas) - League	[REDACTED]	08/28/02	08/16/03	129.70	47	1	6,096
Devereux (Texas) - League	[REDACTED]	07/17/02	08/01/03	129.70	32	1	4,150
Devereux (Texas) - Victoria	[REDACTED]	10/28/03		51.84	247	1	12,804
Devereux (Texas) - League	[REDACTED]	04/10/03	09/16/03	91.28	78	1	7,120
Devereux (Texas) - League	[REDACTED]	11/22/03		129.70	222	1	28,793
Devereux (Texas) - League	[REDACTED]	11/13/03		129.70	231	1	29,961
Devereux (Texas) - League	[REDACTED]	11/08/01		125.16	366	1	45,809
Devereux (Texas) - League	[REDACTED]	06/14/02	10/10/03	91.28	102	1	9,311
Devereux (Texas) - League	[REDACTED]	08/14/03		129.70	322	1	41,763
Devereux (Texas) - League	[REDACTED]	04/21/03	11/21/03	129.70	143	1	18,547
Devereux (Texas) - League	[REDACTED]	11/21/03		91.28	223	1	20,355
Devereux (Texas) - League	[REDACTED]	01/01/04	02/06/04	125.16	36	1	4,506
Devereux (Texas) - League	[REDACTED]	02/06/04		91.28	146	1	13,327
Devereux (Texas) - Victoria	[REDACTED]	02/20/03		51.84	366	1	18,973
Devereux (Texas) - League	[REDACTED]	02/28/03	03/25/04	129.70	269	1	34,889
Devereux (Texas) - League	[REDACTED]	07/07/03	08/07/03	125.16	32	1	4,005
Devereux (Texas) - League	[REDACTED]	07/22/03	05/29/04	91.28	313	1	28,571
Devereux (Texas) - League	[REDACTED]	04/12/04		125.16	80	1	10,013
Devereux (Texas) - League	[REDACTED]	10/11/02	08/29/03	91.28	60	1	5,477
Devereux (Texas) - League	[REDACTED]	03/27/02	08/29/03	91.28	60	1	5,477
Devereux (Texas) - League	[REDACTED]	02/10/04		129.70	142	1	18,417
Devereux (Texas) - League	[REDACTED]	03/28/03	04/13/04	125.16	288	1	36,046
Devereux (Texas) - League	[REDACTED]	01/03/03	10/03/03	129.70	94	1	12,192
Devereux (Texas) - League	[REDACTED]	10/03/03	05/28/04	91.28	239	1	21,816
Devereux (Texas) - League	[REDACTED]	04/23/03		129.70	366	1	47,470
Devereux (Texas) - League	[REDACTED]	10/13/03		129.70	262	1	33,981
Devereux (Texas) - League	[REDACTED]	08/05/02	06/13/04	91.28	349	1	31,857
Devereux (Texas) - League	[REDACTED]	02/24/03	08/28/03	129.70	58	1	7,523
Devereux (Texas) - League	[REDACTED]	08/28/03		91.28	308	1	28,114
Devereux (Texas) - League	[REDACTED]	10/06/03	01/27/04	125.16	114	1	14,268
Devereux (Texas) - League	[REDACTED]	12/15/03		129.70	199	1	25,810
Devereux (Texas) - League	TOTAL:				20,793	109	2,236,223
Devereux Cleo Wallace	[REDACTED]	03/04/04		127.00	119	1	15,113
Devereux Cleo Wallace	[REDACTED]	01/10/03	09/20/03	127.00	82	1	10,414
Devereux Cleo Wallace	[REDACTED]	08/27/02	03/01/04	127.00	245	1	31,115
Devereux Cleo Wallace	[REDACTED]	07/07/03		127.00	360	1	45,720
Devereux Cleo Wallace	[REDACTED]	08/26/02		127.00	366	1	46,482
Devereux Cleo Wallace	[REDACTED]	11/07/02	05/08/04	127.00	313	1	39,751
Devereux Cleo Wallace	[REDACTED]	11/06/03	05/19/04	127.00	196	1	24,892
Devereux Cleo Wallace	[REDACTED]	06/28/04		127.00	3	1	381
Devereux Cleo Wallace	[REDACTED]	03/21/01	05/12/04	127.00	317	1	40,259
Devereux Cleo Wallace	[REDACTED]	11/19/02	12/09/03	127.00	162	1	20,574
Devereux Cleo Wallace	[REDACTED]	08/23/02	08/25/03	127.00	56	1	7,112
Devereux Cleo Wallace	[REDACTED]	04/08/04		127.00	84	1	10,668



**OUT-OF-STATE PLACEMENT  
MENTAL HEALTH SERVICES  
FY 2003-2004**

OUT-OF-STATE CONTRACTORS	MIS #	IN PLACEMENT		DMH RATE	DMH DAYS	CLIENT COUNT	TOTAL AMOUNT
		START	STOP				
Devereux Cleo Wallace	[REDACTED]	09/17/02	09/10/03	127.00	72	1	9,144
Devereux Cleo Wallace	[REDACTED]	08/28/03	06/05/04	127.00	283	1	35,941
Devereux Cleo Wallace	[REDACTED]	07/25/03	05/14/04	127.00	295	1	37,465
Devereux Cleo Wallace	[REDACTED]	03/17/03	02/11/04	127.00	226	1	28,702
Devereux Cleo Wallace	[REDACTED]	02/20/03	06/03/04	127.00	339	1	43,053
Devereux Cleo Wallace	[REDACTED]	06/28/01		127.00	366	1	46,482
Devereux Cleo Wallace	[REDACTED]	08/30/02		127.00	366	1	46,482
Devereux Cleo Wallace	[REDACTED]	08/23/02	06/23/04	127.00	359	1	45,593
Devereux Cleo Wallace	[REDACTED]	07/30/01	10/03/03	127.00	95	1	12,065
Devereux Cleo Wallace	[REDACTED]	06/01/02	07/10/03	127.00	10	1	1,270
Devereux Cleo Wallace	[REDACTED]	12/06/02	06/23/04	127.00	359	1	45,593
Devereux Cleo Wallace	TOTAL:				5,073	23	644,271
Emily Griffith Center	[REDACTED]	11/02/00	06/04/04	72.99	340	1	24,817
Emily Griffith Center	[REDACTED]	08/15/03		72.99	321	1	23,430
Emily Griffith Center	TOTAL:				661	2	48,246
Excelsior Youth Centers	[REDACTED]	10/02/01	01/03/04	47.12	187	1	8,811
Excelsior Youth Centers	[REDACTED]	07/15/02	08/10/03	47.12	41	1	1,932
Excelsior Youth Centers	[REDACTED]	06/03/02	05/14/04	47.12	319	1	15,031
Excelsior Youth Centers	[REDACTED]	08/27/03		47.12	309	1	14,560
Excelsior Youth Centers	[REDACTED]	11/20/02	08/01/03	47.12	32	1	1,508
Excelsior Youth Centers	[REDACTED]	03/10/04		47.12	113	1	5,325
Excelsior Youth Centers	[REDACTED]	02/25/03	11/01/03	47.12	124	1	5,843
Excelsior Youth Centers	[REDACTED]	05/09/03		47.12	366	1	17,246
Excelsior Youth Centers	[REDACTED]	09/05/02	08/01/03	47.12	32	1	1,508
Excelsior Youth Centers	[REDACTED]	08/28/03	10/13/03	47.12	47	1	2,215
Excelsior Youth Centers	[REDACTED]	02/04/03	10/19/03	47.12	111	1	5,230
Excelsior Youth Centers	[REDACTED]	03/25/04		47.12	98	1	4,618
Excelsior Youth Centers	[REDACTED]	04/23/04		47.12	69	1	3,251
Excelsior Youth Centers	[REDACTED]	04/01/02		47.12	366	1	17,246
Excelsior Youth Centers	[REDACTED]	01/17/03	12/19/03	47.12	172	1	8,105
Excelsior Youth Centers	[REDACTED]	07/23/03	11/03/03	47.12	104	1	4,900
Excelsior Youth Centers	[REDACTED]	06/25/04		47.12	6	1	283
Excelsior Youth Centers	[REDACTED]	12/02/02	03/24/04	47.12	268	1	12,628
Excelsior Youth Centers	[REDACTED]	07/05/02	09/06/03	47.12	68	1	3,204
Excelsior Youth Centers	[REDACTED]	05/14/02	08/29/03	47.12	60	1	2,827
Excelsior Youth Centers	[REDACTED]	02/13/03	02/27/04	47.12	242	1	11,403
Excelsior Youth Centers	[REDACTED]	02/21/04		47.12	131	1	6,173
Excelsior Youth Centers	[REDACTED]	11/24/03		47.12	220	1	10,366
Excelsior Youth Centers	[REDACTED]	03/20/02	08/21/03	47.12	52	1	2,450
Excelsior Youth Centers	[REDACTED]	07/15/02	05/14/04	47.12	319	1	15,031
Excelsior Youth Centers	[REDACTED]	06/10/03	11/07/03	47.12	130	1	6,126
Excelsior Youth Centers	[REDACTED]	05/14/01	11/13/03	47.12	136	1	6,408
Excelsior Youth Centers	[REDACTED]	11/03/03		47.12	241	1	11,356
Excelsior Youth Centers	[REDACTED]	05/12/03	12/19/03	47.12	172	1	8,105
Excelsior Youth Centers	[REDACTED]	04/29/04		47.12	63	1	2,969
Excelsior Youth Centers	[REDACTED]	11/17/03	03/05/04	47.12	110	1	5,183
Excelsior Youth Centers	[REDACTED]	04/15/03	02/18/04	47.12	233	1	10,979
Excelsior Youth Centers	[REDACTED]	05/23/03	05/28/04	47.12	333	1	15,691
Excelsior Youth Centers	TOTAL:				5,274	33	248,511



**OUT-OF-STATE PLACEMENT  
MENTAL HEALTH SERVICES  
FY 2003-2004**

OUT-OF-STATE CONTRACTORS	MIS #	IN PLACEMENT		DMH RATE	DMH DAYS	CLIENT COUNT	TOTAL AMOUNT
		START	STOP				
Forest Heights Lodge	[REDACTED]	07/09/01	06/18/04	51.74	354	1	18,316
Forest Heights Lodge	TOTAL:				354	1	18,316
Heritage Center	[REDACTED]	03/30/01	12/18/03	50.81	171	1	8,689
Heritage Center	[REDACTED]	06/26/02	10/12/03	50.81	104	1	5,284
Heritage Center	[REDACTED]	03/04/02	10/24/03	50.81	116	1	5,894
Heritage Center	[REDACTED]	12/21/02	12/19/03	50.81	172	1	8,739
Heritage Center	[REDACTED]	03/07/03	05/21/04	50.81	326	1	16,564
Heritage Center	[REDACTED]	06/19/01	08/07/03	50.81	38	1	1,931
Heritage Center	[REDACTED]	10/25/02	12/19/03	50.81	172	1	8,739
Heritage Center	[REDACTED]	04/29/03	12/03/03	50.81	156	1	7,926
Heritage Center	[REDACTED]	12/12/02	06/25/04	50.81	361	1	18,342
Heritage Center	[REDACTED]	06/09/03	09/13/03	50.81	75	1	3,811
Heritage Center	[REDACTED]	01/02/04		50.81	181	1	9,197
Heritage Center	[REDACTED]	02/24/03		50.81	366	1	18,596
Heritage Center	[REDACTED]	01/15/03	02/19/04	50.81	234	1	11,890
Heritage Center	[REDACTED]	05/08/03	06/11/04	50.81	347	1	17,631
Heritage Center	[REDACTED]	12/30/03		50.81	184	1	9,349
Heritage Center	[REDACTED]	06/15/01	12/19/03	50.81	172	1	8,739
Heritage Center	[REDACTED]	07/30/03	06/16/04	50.81	323	1	16,412
Heritage Center	[REDACTED]	06/20/02	08/21/03	50.81	52	1	2,642
Heritage Center	[REDACTED]	01/23/03	12/17/03	50.81	170	1	8,638
Heritage Center	[REDACTED]	04/26/04		50.81	66	1	3,353
Heritage Center	[REDACTED]	02/11/04		50.81	141	1	7,164
Heritage Center	[REDACTED]	05/15/03		50.81	366	1	18,596
Heritage Center	[REDACTED]	12/17/03		50.81	197	1	10,010
Heritage Center	[REDACTED]	03/06/03		50.81	366	1	18,596
Heritage Center	[REDACTED]	08/21/03		50.81	315	1	16,005
Heritage Center	[REDACTED]	09/07/03	06/23/04	50.81	291	1	14,786
Heritage Center	[REDACTED]	02/28/03	10/27/03	50.81	119	1	6,046
Heritage Center	[REDACTED]	05/23/03	06/13/04	50.81	349	1	17,733
Heritage Center	[REDACTED]	04/07/03	02/12/04	50.81	227	1	11,534
Heritage Center	[REDACTED]	08/01/03		50.81	335	1	17,021
Heritage Center	[REDACTED]	01/06/03		50.81	366	1	18,596
Heritage Center	[REDACTED]	01/05/04		50.81	178	1	9,044
Heritage Center	[REDACTED]	06/02/04		50.81	29	1	1,473
Heritage Center	[REDACTED]	08/30/03		50.81	306	1	15,548
Heritage Center	[REDACTED]	01/07/02		50.81	366	1	18,596
Heritage Center	[REDACTED]	01/02/03	11/26/03	50.81	149	1	7,571
Heritage Center	[REDACTED]	07/16/02	08/16/03	50.81	47	1	2,388
Heritage Center	[REDACTED]	07/16/03		50.81	351	1	17,834
Heritage Center	[REDACTED]	06/14/03	05/04/04	50.81	309	1	15,700
Heritage Center	[REDACTED]	04/02/03		50.81	366	1	18,596
Heritage Center	[REDACTED]	11/30/01	04/10/04	50.81	285	1	14,481
Heritage Center	[REDACTED]	01/27/03	10/15/03	50.81	107	1	5,437
Heritage Center	[REDACTED]	08/10/02	08/15/03	50.81	46	1	2,337
Heritage Center	[REDACTED]	04/12/04		50.81	80	1	4,065
Heritage Center	[REDACTED]	05/05/04		50.81	57	1	2,896
Heritage Center	[REDACTED]	03/24/03	06/11/04	50.81	347	1	17,631
Heritage Center	[REDACTED]	02/04/03	02/20/04	50.81	235	1	11,940



**OUT-OF-STATE PLACEMENT  
MENTAL HEALTH SERVICES  
FY 2003-2004**

OUT-OF-STATE CONTRACTORS	MIS #	IN PLACEMENT		DMH RATE	DMH DAYS	CLIENT COUNT	TOTAL AMOUNT
		START	STOP				
Heritage Center	████████	10/28/03	06/11/04	50.81	228	1	11,585
Heritage Center	████████	04/18/03	04/24/04	50.81	299	1	15,192
Heritage Center	████████	05/01/03	03/19/04	50.81	263	1	13,363
Heritage Center	████████	06/28/02	06/18/04	50.81	354	1	17,987
Heritage Center	████████	06/03/04		50.81	28	1	1,423
Heritage Center	████████	03/31/04		50.81	92	1	4,675
Heritage Center	████████	09/03/03		50.81	302	1	15,345
Heritage Center	████████	10/18/03		50.81	257	1	13,058
Heritage Center	████████	03/30/04	06/18/04	50.81	81	1	4,116
Heritage Center	████████	11/24/01	03/19/04	50.81	263	1	13,363
Heritage Center	████████	02/04/03		50.81	366	1	18,596
Heritage Center	████████	07/25/02		50.81	366	1	18,596
Heritage Center	████████	12/27/02		50.81	366	1	18,596
Heritage Center	████████	04/04/03	06/18/04	50.81	354	1	17,987
Heritage Center	████████	03/13/03		50.81	366	1	18,596
Heritage Center	████████	11/12/03		50.81	232	1	11,788
Heritage Center	████████	01/28/03	10/03/03	50.81	95	1	4,827
Heritage Center	████████	08/13/03		50.81	323	1	16,412
Heritage Center	TOTAL:				14,751	65	749,498
Intermountain Children's Home	████████	01/20/03		50.90	366	1	18,629
Intermountain Children's Home	████████	05/13/02	06/24/04	50.90	360	1	18,324
Intermountain Children's Home	TOTAL:				726	2	36,953
Island View Academy	████████	08/15/03	12/18/03	49.50	126	1	6,237
Island View Academy	████████	01/12/04		49.50	171	1	8,465
Island View Academy	████████	07/15/02	08/27/03	49.50	58	1	2,871
Island View Academy	████████	07/10/02	02/26/04	49.50	241	1	11,930
Island View Academy	████████	09/04/03	01/09/04	49.50	128	1	6,336
Island View Academy	████████	06/17/03		49.50	366	1	18,117
Island View Academy	████████	04/02/02	07/03/03	49.50	3	1	149
Island View Academy	████████	06/10/04		49.50	21	1	1,040
Island View Academy	████████	02/04/02	10/30/03	49.50	122	1	6,039
Island View Academy	████████	03/06/03	01/16/04	49.50	200	1	9,900
Island View Academy	████████	06/07/04		49.50	24	1	1,188
Island View Academy	████████	11/06/03		49.50	238	1	11,781
Island View Academy	████████	02/24/03	02/24/04	49.50	239	1	11,831
Island View Academy	████████	02/02/04		49.50	150	1	7,425
Island View Academy	TOTAL:				2,087	14	103,307
MHS / Logan River Academy	████████	07/24/03	01/29/04	65.00	190	1	12,350
MHS / Logan River Academy	████████	07/15/02	08/08/03	65.00	39	1	2,535
MHS / Logan River Academy	████████	03/08/03	12/16/03	65.00	169	1	10,985
MHS / Logan River Academy	████████	04/23/03		65.00	366	1	23,790
MHS / Logan River Academy	████████	09/09/03	12/11/03	65.00	94	1	6,110
MHS / Logan River Academy	████████	05/19/04		65.00	43	1	2,795
MHS / Logan River Academy	████████	11/30/02	08/08/03	65.00	39	1	2,535
MHS / Logan River Academy	████████	06/26/03	12/05/03	65.00	158	1	10,270
MHS / Logan River Academy	████████	12/30/03		65.00	184	1	11,960
MHS / Logan River Academy	████████	05/27/04		65.00	35	1	2,275
MHS / Logan River Academy	████████	10/28/03		65.00	247	1	16,055
MHS / Logan River Academy	████████	06/09/04		65.00	22	1	1,430



**OUT-OF-STATE PLACEMENT  
MENTAL HEALTH SERVICES  
FY 2003-2004**

OUT-OF-STATE CONTRACTORS	MIS #	IN PLACEMENT		DMH RATE	DMH DAYS	CLIENT COUNT	TOTAL AMOUNT
		START	STOP				
MHS / Logan River Academy	[REDACTED]	02/03/03	08/03/03	65.00	34	1	2,210
MHS / Logan River Academy	[REDACTED]	08/28/03	03/11/04	65.00	197	1	12,805
MHS / Logan River Academy	[REDACTED]	12/03/02	06/10/04	65.00	346	1	22,490
MHS / Logan River Academy	[REDACTED]	06/24/02	08/07/03	65.00	38	1	2,470
MHS / Logan River Academy	TOTAL:				2,201	16	143,065
MHS / Provo Canyon School	[REDACTED]	12/05/03	06/11/04	65.00	190	1	12,350
MHS / Provo Canyon School	[REDACTED]	02/09/04		65.00	143	1	9,295
MHS / Provo Canyon School	[REDACTED]	06/18/04		65.00	13	1	845
MHS / Provo Canyon School	[REDACTED]	12/05/03	01/03/04	65.00	30	1	1,950
MHS / Provo Canyon School	[REDACTED]	12/29/03		65.00	185	1	12,025
MHS / Provo Canyon School	[REDACTED]	10/28/02	04/23/04	65.00	298	1	19,370
MHS / Provo Canyon School	[REDACTED]	06/05/03		65.00	366	1	23,790
MHS / Provo Canyon School	[REDACTED]	07/05/03		65.00	362	1	23,530
MHS / Provo Canyon School	[REDACTED]	09/11/03	06/25/04	65.00	289	1	18,785
MHS / Provo Canyon School	[REDACTED]	07/01/02	04/23/04	65.00	298	1	19,370
MHS / Provo Canyon School	[REDACTED]	03/06/04	05/07/04	65.00	63	1	4,095
MHS / Provo Canyon School	[REDACTED]	12/05/03		65.00	209	1	13,585
MHS / Provo Canyon School	[REDACTED]	09/18/02		65.00	366	1	23,790
MHS / Provo Canyon School	[REDACTED]	11/08/02	06/12/04	65.00	348	1	22,620
MHS / Provo Canyon School	[REDACTED]	02/25/02	08/22/03	65.00	53	1	3,445
MHS / Provo Canyon School	[REDACTED]	10/16/03		65.00	259	1	16,835
MHS / Provo Canyon School	[REDACTED]	02/28/04		60.00 / 65.00	124	1	7,800
MHS / Provo Canyon School	[REDACTED]	04/27/04		65.00	65	1	4,225
MHS / Provo Canyon School	[REDACTED]	03/31/04		65.00	92	1	5,980
MHS / Provo Canyon School	[REDACTED]	01/20/03	04/22/04	65.00	297	1	19,305
MHS / Provo Canyon School	[REDACTED]	07/24/02	12/20/03	65.00	173	1	11,245
MHS / Provo Canyon School	[REDACTED]	11/04/03		65.00	240	1	15,600
MHS / Provo Canyon School	[REDACTED]	04/16/03		65.00	366	1	23,790
MHS / Provo Canyon School	[REDACTED]	10/07/02	12/19/03	65.00	172	1	11,180
MHS / Provo Canyon School	[REDACTED]	04/25/03		65.00	366	1	23,790
MHS / Provo Canyon School	[REDACTED]	11/06/02	12/05/03	65.00	158	1	10,270
MHS / Provo Canyon School	[REDACTED]	10/02/03		65.00	273	1	17,745
MHS / Provo Canyon School	[REDACTED]	12/10/03		65.00	204	1	13,260
MHS / Provo Canyon School	[REDACTED]	06/21/03		65.00	366	1	23,790
MHS / Provo Canyon School	[REDACTED]	07/24/03		65.00	343	1	22,295
MHS / Provo Canyon School	[REDACTED]	05/21/04		65.00	41	1	2,665
MHS / Provo Canyon School	[REDACTED]	03/09/04		65.00	114	1	7,410
MHS / Provo Canyon School	[REDACTED]	08/21/03		65.00	315	1	20,475
MHS / Provo Canyon School	[REDACTED]	06/30/03	02/16/04	65.00	231	1	15,015
MHS / Provo Canyon School	[REDACTED]	06/25/03		65.00	366	1	23,790
MHS / Provo Canyon School	[REDACTED]	03/26/04		65.00	97	1	6,305
MHS / Provo Canyon School	[REDACTED]	03/14/03	01/21/04	65.00	205	1	13,325
MHS / Provo Canyon School	[REDACTED]	03/08/04	03/29/04	65.00	22	1	1,430
MHS / Provo Canyon School	[REDACTED]	10/25/03		65.00	250	1	16,250
MHS / Provo Canyon School	[REDACTED]	04/11/02	08/15/03	65.00	46	1	2,990
MHS / Provo Canyon School	[REDACTED]	04/30/04		65.00	62	1	4,030
MHS / Provo Canyon School	[REDACTED]	09/19/03		65.00	286	1	18,590
MHS / Provo Canyon School	[REDACTED]	02/27/03	10/15/03	65.00	107	1	6,955
MHS / Provo Canyon School	[REDACTED]	06/12/03	06/18/04	65.00	354	1	23,010



**OUT-OF-STATE PLACEMENT  
MENTAL HEALTH SERVICES  
FY 2003-2004**

OUT-OF-STATE CONTRACTORS	MIS #	IN PLACEMENT		DMH RATE	DMH DAYS	CLIENT COUNT	TOTAL AMOUNT
		START	STOP				
MHS / Provo Canyon School	[REDACTED]	11/01/02	01/24/04	65.00	208	1	13,520
MHS / Provo Canyon School	[REDACTED]	08/23/02		65.00	366	1	23,790
MHS / Provo Canyon School	[REDACTED]	11/24/03		65.00	220	1	14,300
MHS / Provo Canyon School	[REDACTED]	10/10/03	04/23/04	65.00	197	1	12,805
MHS / Provo Canyon School	[REDACTED]	10/16/03	06/13/04	65.00	242	1	15,730
MHS / Provo Canyon School	[REDACTED]	08/01/03	10/15/03	65.00	76	1	4,940
MHS / Provo Canyon School	[REDACTED]	12/18/03		65.00	196	1	12,740
MHS / Provo Canyon School	[REDACTED]	01/20/04		65.00	163	1	10,595
MHS / Provo Canyon School	[REDACTED]	11/12/03		65.00	232	1	15,080
MHS / Provo Canyon School	[REDACTED]	03/12/03		65.00	366	1	23,790
MHS / Provo Canyon School	[REDACTED]	08/27/03	02/05/04	65.00	163	1	10,595
MHS / Provo Canyon School	[REDACTED]	04/21/03		65.00	366	1	23,790
MHS / Provo Canyon School	[REDACTED]	06/24/04		65.00	7	1	455
MHS / Provo Canyon School	[REDACTED]	03/26/02	08/19/03	65.00	50	1	3,250
MHS / Provo Canyon School	[REDACTED]	04/18/03		65.00	366	1	23,790
MHS / Provo Canyon School	[REDACTED]	01/17/04		65.00	166	1	10,790
MHS / Provo Canyon School	[REDACTED]	12/19/02		65.00	366	1	23,790
MHS / Provo Canyon School	[REDACTED]	08/28/03	04/22/04	65.00	239	1	15,535
MHS / Provo Canyon School	[REDACTED]	09/03/03		65.00	302	1	19,630
MHS / Provo Canyon School	[REDACTED]	05/04/03	07/07/03	65.00	7	1	455
MHS / Provo Canyon School	[REDACTED]	04/29/04		65.00	63	1	4,095
MHS / Provo Canyon School	[REDACTED]	06/26/02	08/22/03	65.00	53	1	3,445
MHS / Provo Canyon School	[REDACTED]	10/15/02		65.00	366	1	23,790
MHS / Provo Canyon School	[REDACTED]	04/30/03	10/24/03	65.00	116	1	7,540
MHS / Provo Canyon School	[REDACTED]	03/24/03		65.00	366	1	23,790
MHS / Provo Canyon School	[REDACTED]	06/23/03		65.00	366	1	23,790
MHS / Provo Canyon School	[REDACTED]	12/18/02	08/22/03	65.00	53	1	3,445
MHS / Provo Canyon School	[REDACTED]	04/26/04		65.00	66	1	4,290
MHS / Provo Canyon School	[REDACTED]	05/12/04		65.00	50	1	3,250
MHS / Provo Canyon School	[REDACTED]	06/01/04		65.00	30	1	1,950
MHS / Provo Canyon School	[REDACTED]	04/08/03		65.00	366	1	23,790
MHS / Provo Canyon School	[REDACTED]	12/20/02		65.00	366	1	23,790
MHS / Provo Canyon School	[REDACTED]	06/12/03	04/23/04	65.00	298	1	19,370
MHS / Provo Canyon School	[REDACTED]	03/17/01	09/11/03	65.00	73	1	4,745
MHS / Provo Canyon School	[REDACTED]	05/22/03		65.00	366	1	23,790
MHS / Provo Canyon School	[REDACTED]	12/11/02	09/10/03	65.00	72	1	4,680
MHS / Provo Canyon School	[REDACTED]	04/04/03		65.00	366	1	23,790
MHS / Provo Canyon School	[REDACTED]	06/20/03		65.00	366	1	23,790
MHS / Provo Canyon School	[REDACTED]	08/12/02	01/20/04	65.00	204	1	13,260
MHS / Provo Canyon School	[REDACTED]	12/02/01	09/10/03	65.00	72	1	4,680
MHS / Provo Canyon School	[REDACTED]	04/26/04		65.00	66	1	4,290
MHS / Provo Canyon School	[REDACTED]	03/27/03	04/09/04	65.00	284	1	18,460
MHS / Provo Canyon School	[REDACTED]	04/01/02	12/15/03	65.00	168	1	10,920
MHS / Provo Canyon School	[REDACTED]	03/13/02	04/23/04	65.00	298	1	19,370
MHS / Provo Canyon School	TOTAL:				18,399	88	1,195,675
The Learning Clinic	[REDACTED]	03/11/03		47.68	203	1	9,679
The Learning Clinic	TOTAL:				203	1	9,679
Sonia Shankman Orthog. School	[REDACTED]	09/09/03		57.46	296	1	17,008
Sonia Shankman Orthog. School	TOTAL:				296	1	17,008



**OUT-OF-STATE PLACEMENT  
MENTAL HEALTH SERVICES  
FY 2003-2004**

OUT-OF-STATE CONTRACTORS	MIS #	IN PLACEMENT		DMH RATE	DMH DAYS	CLIENT COUNT	TOTAL AMOUNT
		START	STOP				
The Pathway School	[REDACTED]	08/01/00	06/15/04	70.29	329	1	23,125
The Pathway School	[REDACTED]	07/01/03	06/04/04	70.29	340	1	23,899
The Pathway School	[REDACTED]	06/01/03	11/01/03	70.29	124	1	8,716
The Pathway School	[REDACTED]	01/07/03		70.29	366	1	25,726
The Pathway School	TOTAL:				1,159	4	81,466
Yellowstone Boys & Girls Ranch	[REDACTED]	04/15/03	06/04/04	61.00	339	1	20,679
Yellowstone Boys & Girls Ranch	[REDACTED]	12/17/01	01/22/04	61.00	205	1	12,505
Yellowstone Boys & Girls Ranch	[REDACTED]	09/11/02	12/20/03	61.00	173	1	10,553
Yellowstone Boys & Girls Ranch	TOTAL:			61.00	717	3	43,737
<b>TOTAL:</b>					<b>85,965</b>	<b>427</b>	<b>6,807,951</b>

Note:

(1) Cathedral Home for Children: [REDACTED] Rate changed from \$70 to \$120 starting October 03.  
 (2) Devereux (Texas) - League: [REDACTED] Rate changed from \$129.70 to \$91.28 Starting September 03.  
 (3) MHS/Provo Canyon School: [REDACTED] Rate changed from \$60 to \$65 starting mid-April 2004.

0 • C

000		7 • +	82 320 • +
	0 • *	1 • +	4 950 • +
		5 • +	137 670 • +
	0 • C	2 • +	28 440 • +
		43 • +	864 602 • +
1 029 • +		4 • +	97 040 • +
55 • +		3 • +	16 974 • +
1 296 • +		109 • +	2 236 223 • +
632 • +		23 • +	644 271 • +
8 609 • +		2 • +	48 246 • +
1 213 • +		33 • +	248 511 • +
437 • +		1 • +	18 316 • +
20 793 • +		65 • +	749 498 • +
5 073 • +		2 • +	36 953 • +
661 • +		14 • +	103 307 • +
5 274 • +		16 • +	143 065 • +
354 • +		88 • +	1 195 675 • +
14 751 • +		1 • +	9 679 • +
726 • +		1 • +	17 008 • +
2 087 • +		4 • +	81 466 • +
2 201 • +		3 • +	43 737 • +
18 399 • +	021		
203 • +		427 • *	6 807 951 • *
296 • +			
1 159 • +		0 • C	0 • C
717 • +			

021

85 965 • \*



CASE MANAGEMENT FOR OUT-OF-STATE PLACEMENT  
FY 2003 - 2004

County of Los Angeles  
Department of Mental Health

Source: MIS Data

MIS #	In Placement FY 2002-2003		UNITS OF SERVICE (IN MINUTES)													TOTAL		
	From	To	Sharon Eng	Zoe Trachtenberg	Mark Rosenstein	Loft Prince	Karin Robbins	Kathryn Strups	Mary Anne Lowe	Jana Morton	Ahiva Draveman	Darshan Kulkarni	Gill Gottlieb	Kamala Gray	John Donato		Haley Castillo	Min.
	07/01/03	08/08/03	110311	236109	271951	292004	297882	410875	421316	426093	431581	440892	468625	467839	474006	478257	450	724.50
	07/01/03	11/01/03					805										805	1,296.05
	07/01/03	08/21/03							20		15						20	32.20
	07/01/03	07/03/03															15	24.15
	07/01/03	12/17/03							305								305	491.05
	07/01/03	08/01/03					255										255	410.55
	07/01/03	08/01/03															55	88.55
	07/01/03	08/19/03								310						55	595	957.95
	08/09/03	12/11/03					285			305							305	491.05
	07/01/03	12/20/03					340									35	375	603.75
	08/28/03	10/13/03															285	458.85
	07/01/03	12/19/03															240	386.40
	07/01/03	08/08/03			1995												2,010	3,236.10
	07/01/03	12/20/03															440	708.40
	07/01/03	08/27/03															330	531.30
	07/01/03	10/19/03					330									190	190	305.90
	07/01/03	07/15/03															955	1,537.55
	07/01/03	12/19/03					950					5				30	745	1,199.45
	07/23/03	11/03/03					715										345	555.45
	07/01/03	12/05/03															510	821.10
	07/01/03	10/16/03															850	1,368.50
	07/01/03	08/26/03															150	241.50
	07/01/03	08/27/03															410	660.10
	07/01/03	12/05/03					500										500	805.00
	07/01/03	08/06/03				15											125	201.25
	08/02/03	08/05/03															285	458.85
	07/01/03	12/27/03															180	289.80
	07/01/03	08/29/03					180										180	289.80



CASE MANAGEMENT FOR OUT-OF-STATE PLACEMENT  
FY 2003 - 2004

County of Los Angeles  
Department of Mental Health

Source: MIS Data

MIS #	In Placement FY 2002-2003		UNITS OF SERVICE (IN MINUTES)													TOTAL		
	From	To	Sharon Enn	Zoe Teachenberg	Mark Bodenstein	Lori Prince	Karin Robbins	Kathryn Stroup	Mary Anne Lower	Jane Morton	Alyve Braveman	Darleen Kuwahara	Gill Gottlieb	Karnals Gray	John Donato		Hardy Castillo	Min.
██████████	07/01/03	11/26/03	110311	236100	271951	292004	207882	410875	421318	426093	431581	440892	466625	467839	474008	478237	415	668.15
██████████	07/01/03	08/16/03							415								40	64.40
██████████	07/01/03	10/30/03							40								285	458.85
██████████	07/01/03	08/15/03								75	265	30			395		75	120.75
██████████	07/01/03	09/15/03															240	386.40
██████████	07/01/03	09/17/03			240					105							105	169.05
██████████	07/01/03	10/15/03												1105			1,105	1,779.05
██████████	07/01/03	12/09/03												220			30	48.30
██████████	07/01/03	07/13/03							30								220	354.20
██████████	07/01/03	08/25/03													230		230	370.30
██████████	07/01/03	08/29/03													720		720	1,159.20
██████████	07/01/03	12/05/03															325	523.25
██████████	07/01/03	08/21/03															1,065	1,714.65
██████████	07/01/03	10/23/03		30													75	120.75
██████████	07/01/03	08/16/03															175	281.75
██████████	07/01/03	08/01/03															160	257.60
██████████	07/01/03	08/01/03															140	225.40
██████████	07/01/03	10/15/03								60							60	96.60
██████████	07/01/03	08/19/03															765	1,231.65
██████████	07/01/03	11/01/03															415	668.15
██████████	07/01/03	11/07/03															725	1,167.25
██████████	07/01/03	11/13/03												470			470	756.70
██████████	07/01/03	09/10/03															1,485	2,390.85
██████████	07/01/03	11/14/03			1455												310	499.10
██████████	07/18/03	08/25/03															450	724.50
██████████	07/01/03	10/10/03															555	893.55
██████████	07/01/03	12/19/03																



Source: MIS Data

MIS #	In Placement FY 2002-2003		UNITS OF SERVICE (IN MINUTES)													TOTAL		
	From	To	Sharon Eno	Zoe Trachtenberg	Mark Bodenstern	Lois Prince	Karin Robbins	Kathryn Stroupe	Mary Anne Lower	Jane Morton	Ahava Braveman	Dorreen Kuwahara	Gill Gottlieb	Kamela Gray	John Donato	Haley Castillo	Min.	\$
[REDACTED]	07/01/03	11/21/03															360	579.60
[REDACTED]	09/03/03	11/13/03								240							240	386.40
[REDACTED]	07/07/03	08/07/03								60							240	386.40
[REDACTED]	07/01/03	07/07/03								85							85	136.85
[REDACTED]	07/01/03	08/29/03															625	1,006.25
[REDACTED]	07/01/03	08/29/03															430	692.30
[REDACTED]	07/01/03	08/22/03								100							100	161.00
[REDACTED]	07/01/03	10/24/03								130							130	209.30
[REDACTED]	07/01/03	09/03/03								200							200	322.00
[REDACTED]	07/01/03	08/22/03								25							25	40.25
[REDACTED]	07/01/03	10/03/03															810	1,304.10
[REDACTED]	07/01/03	09/11/03								220							220	354.20
[REDACTED]	07/01/03	09/10/03								280							280	450.80
[REDACTED]	07/01/03	10/03/03															30	48.30
[REDACTED]	07/01/03	07/10/03								30							30	48.30
[REDACTED]	07/01/03	09/10/03															130	209.30
[REDACTED]	07/01/03	12/20/03								680							680	1,094.80
[REDACTED]	07/01/03	06/07/03															145	233.45
[REDACTED]	07/01/03	12/15/03															355	571.55
[REDACTED]	12/11/03	01/14/04															240	386.40
[REDACTED]	07/01/03	04/02/04															670	1,076.70
[REDACTED]	07/01/03	01/16/04															820	1,320.20
[REDACTED]	09/22/03	04/25/04														30	795	1,279.95
[REDACTED]	11/03/03	01/12/04			405												485	780.85
[REDACTED]	07/01/03	04/13/04															680	1,094.80
[REDACTED]	07/01/03	04/21/04															615	990.15
[REDACTED]	07/01/03	03/13/04															455	732.55



CASE MANAGEMENT FOR OUT-OF-STATE PLACEMENT  
FY 2003 - 2004

Source: MIS Data

MIS #	In Placement FY 2002-2003		UNITS OF SERVICE (IN MINUTES)													TOTAL		
	From	To	Sharon Eno	Zoe Trachtenberg	Mark Bodenstein	Loft Prince	Karin Robbins	Kathryn Stroppe	Mary Anne Lower	Jane Morton	Alvina Breverman	Darleen Kuehlers	Gill Gottlieb	Kamela Gray	John Danto	Haley Castillo	Min.	\$
1718735	07/01/03	03/22/04													800		800	1,288.00
1544034	12/02/03	02/04/04													245	60	305	491.05
1544034	07/01/03	02/12/04						390									390	627.90
1544034	07/01/03	04/28/04						165					585				750	1,207.50
1544034	07/01/03	04/14/04						505							595		595	957.95
1544034	07/01/03	03/02/04								15					145	45	190	305.90
1544034	01/27/04	04/05/04													405		420	676.20
1544034	11/10/03	02/12/04													120		180	289.80
1544034	01/01/04	02/06/04					60								1070		1,070	1,722.70
1544034	07/01/03	03/25/04													2005		2,005	3,228.05
1544034	07/01/03	04/13/04													820	55	1,275	2,052.75
1544034	10/06/03	01/27/04		400													1,270	2,044.70
1544034	07/01/03	03/01/04								90				1180			930	1,497.30
1544034	07/01/03	02/11/04															835	1,344.35
1544034	07/01/03	01/03/04															670	1,078.70
1544034	07/01/03	03/24/04															1,190	1,915.90
1544034	07/01/03	02/27/04															1,855	2,986.55
1544034	07/01/03	02/18/04															740	1,191.40
1544034	11/17/03	03/05/04								180							205	330.05
1544034	07/01/03	02/19/04							190								655	1,054.55
1544034	07/01/03	04/10/04							505								505	813.05
1544034	07/01/03	02/20/04							355								490	788.90
1544034	07/01/03	04/24/04	135														315	507.15
1544034	07/01/03	03/19/04															305	491.05
1544034	07/01/03	03/19/04															480	772.80
1544034	07/01/03	02/26/04															225	362.25
1544034	09/04/03	01/09/04																



CASE MANAGEMENT FOR OUT-OF-STATE PLACEMENT  
FY 2003 - 2004

County of Los Angeles  
Department of Mental Health

Source: MIS Data

MIS #	In Placement FY 2002-2003		UNITS OF SERVICE (IN MINUTES)													TOTAL		
	From	To	Sharon Eno	Zoe Trachtenberg	Mart Bodenstein	Lori Pines	Karin Robbins	Kathryn Streupe	Mary Anne Lower	Jane Morton	Alvyn Bravman	Debraha Kuvshina	Gill Dettlieb	Kamala Gray	John Donato	Hedy Castillo	Min.	\$
			110311	236168	271951	262004	297882	419875	421316	426083	431581	440882	466825	467839	474006	478257	290	466.90
	07/01/03	01/16/04									290						570	917.70
	07/01/03	02/24/04								320	570						320	515.20
	07/24/03	01/29/04								565						55	620	998.20
	08/28/03	03/11/04								70							355	571.55
	12/05/03	01/03/04								585							585	941.85
	07/01/03	04/23/04								515							515	829.15
	07/01/03	04/23/04								665							665	1,070.65
	07/01/03	04/22/04								355							385	619.85
	07/01/03	02/16/04						30		355							375	603.75
	07/01/03	01/21/04							20	355						300	390	627.90
	03/08/04	03/29/04			30	60				350				55			350	563.50
	07/01/03	01/24/04								335						15	390	627.90
	10/10/03	04/23/04								325							340	547.40
	08/27/03	02/05/04								890							890	1,432.90
	08/28/03	04/22/04								340							340	547.40
	07/01/03	04/23/04								335							335	539.35
	07/01/03	01/20/04								565							565	909.65
	07/01/03	04/09/04								345							345	555.45
	07/01/03	04/23/04							1000								1,000	1,610.00
	07/01/03	01/22/04								240						10	1,385	2,229.85
	01/14/04	06/30/04		385	750											45	1,610	2,592.10
	08/25/03	06/30/04		80	1485								240				630	1,014.30
	02/05/04	06/30/04			390										360		1,875	3,018.75
	07/01/03	06/30/04		300		15				1120						80	770	1,239.70
	07/01/03	06/30/04								735							780	1,255.80
	02/18/04	06/30/04						45		40							70	112.70
	04/28/04	06/30/04																



CASE MANAGEMENT FOR OUT-OF-STATE PLACEMENT  
FY 2003 - 2004

County of Los Angeles  
Department of Mental Health

Source: MIS Data

MIS #	In Placement FY 2002-2003		UNITS OF SERVICE (IN MINUTES)													TOTAL		
	From	To	Sharon Eno	Zoe Trachtenberg	Mark Bodenstein	Lori Prince	Kenn Robbins	Kathryn Stroup	Mary Anne Lower	Jane Morton	Alysa Breyerstein	Darlene Kluwehrt	Gill Gottlieb	Kamela Gray	John Donato	Harley Castillo	Min.	\$
[REDACTED]	07/01/03	06/30/04	110311	236169	271951	292004	297802	410875	421316	420093	431581	440892	486825	467939	474006	478257	970	1,561.70
[REDACTED]	07/01/03	06/30/04						15		955							965	1,553.65
[REDACTED]	07/01/03	06/30/04					2485										2,485	4,000.85
[REDACTED]	10/09/03	06/30/04					1325				20			1340			1,345	2,165.45
[REDACTED]	07/01/03	06/30/04														20	1,340	2,157.40
[REDACTED]	05/27/04	06/30/04															20	32.20
[REDACTED]	07/01/03	06/30/04												710			710	1,143.10
[REDACTED]	05/19/04	06/30/04												25		45	70	112.70
[REDACTED]	04/05/04	06/30/04									45			130			175	281.75
[REDACTED]	08/17/03	06/30/04				40								825			865	1,392.65
[REDACTED]	04/07/04	06/30/04												250		70	320	515.20
[REDACTED]	07/01/03	06/30/04												2980			2,980	4,797.80
[REDACTED]	05/25/04	06/30/04											20				20	32.20
[REDACTED]	07/01/03	06/30/04												1285			1,285	2,068.85
[REDACTED]	03/30/04	06/30/04												300		110	410	660.10
[REDACTED]	08/29/03	06/30/04												510		30	540	869.40
[REDACTED]	07/01/03	06/30/04												1195			1,195	1,923.95
[REDACTED]	09/29/03	06/30/04												530		35	565	909.65
[REDACTED]	05/19/04	06/30/04			60									30			90	144.90
[REDACTED]	07/01/03	06/30/04												590			590	949.90
[REDACTED]	07/01/03	06/30/04												890			890	1,432.90
[REDACTED]	08/22/03	06/30/04												640		50	690	1,110.90
[REDACTED]	02/05/04	06/30/04												300		50	350	563.50
[REDACTED]	05/14/04	06/30/04												40		30	70	112.70
[REDACTED]	07/01/03	06/30/04												790			790	1,271.90
[REDACTED]	07/01/03	06/30/04												955		10	980	1,577.80
[REDACTED]	07/01/03	06/30/04												780			780	1,255.80



CASE MANAGEMENT FOR OUT-OF-STATE PLACEMENT  
FY 2003 - 2004

County of Los Angeles  
Department of Mental Health

Source: MIS Data

MIS #	In Placement FY 2002-2003		UNITS OF SERVICE (IN MINUTES)													TOTAL		
	From	To	Sharon Eng	Zoe Trachtenberg	Mark Bodenstein	Lori Prince	Karin Robbins	Kathryn Stroupe	Mary Anne Lower	Jane Morton	Anitra Brewster	Kunehara	Dill Gottlieb	Kamela Gray	John Donato	Hedy Castillo	Min.	\$
	03/16/04	06/30/04	110311		271951	292004	297882	410875	421316	426093	431581	440892	466625	467839	474006	478257	145	233.45
	07/01/03	06/30/04												100		45	710	1,143.10
	07/01/03	06/30/04												825			825	1,328.25
	02/23/04	06/30/04				55								250			305	491.05
	10/13/03	06/30/04	95									60		540			635	1,022.35
	07/01/03	06/30/04							760							15	835	1,344.35
	07/01/03	06/30/04							975								975	1,569.75
	07/01/03	06/30/04							280								280	450.80
	07/01/03	06/30/04			1950												1,950	3,139.50
	09/17/03	06/30/04				20									1180		1,200	1,932.00
	11/07/03	06/30/04													790	45	835	1,344.35
	11/05/03	06/30/04													1045		1,045	1,682.45
	07/01/03	06/30/04													790		790	1,271.90
	07/01/03	06/30/04															525	845.25
	12/15/03	06/30/04							35							10	675	1,086.75
	09/10/03	06/30/04							340								655	1,054.55
	07/01/03	06/30/04							255								130	209.30
	07/01/03	06/30/04							15								275	442.75
	12/15/03	06/30/04							15						220	40	970	1,561.70
	02/19/04	06/30/04															36	57.96
	07/01/03	06/30/04							80						775		1,185	1,907.85
	09/05/03	06/30/04				36									625		670	1,078.70
	10/27/03	06/30/04															630	1,014.30
	11/07/03	06/30/04	45														1,025	1,650.25
	07/01/03	06/30/04							250								685	1,102.85
	07/01/03	06/30/04															880	1,416.80
	07/01/03	06/30/04															985	1,585.85
	11/02/03	06/30/04				35											985	1,585.85
	07/01/03	06/30/04															985	1,585.85



CASE MANAGEMENT FOR OUT-OF-STATE PLACEMENT  
FY 2003 - 2004

County of Los Angeles  
Department of Mental Health

Source: MIS Data

MIS #	In Placement FY 2002-2003		UNITS OF SERVICE (IN MINUTES)													TOTAL \$	Min.	1.61
	From	To	Sharon Eno	Zoe Trichandani	Mark Bodenstein	Lois Prince	Karin Robbins	Kathryn Stroupe	Mary Anne Lower	Jane Morton	Ashya Braverman	Darleen Kumbhani	Gill Gottlieb	Kamale Gray	John Donato			
	07/01/03	06/30/04	110311	236189	271951	292004	297802	410075	421318	426093	431581	446892	468625	467839	474006	478267	950	1,529.50
	05/12/04	06/30/04												330	20		350	563.50
	07/01/03	06/30/04													1190		1,190	1,915.90
	07/01/03	06/30/04													825		825	1,328.25
	10/21/03	06/30/04													3115	35	3,150	5,071.50
	08/19/03	06/30/04								30					925		955	1,537.55
	07/01/03	06/30/04													790		790	1,271.90
	05/14/04	06/30/04										30				65	95	152.95
	12/11/03	06/30/04								120						60	730	1,175.30
	02/12/04	06/30/04													170	20	190	305.90
	04/16/04	06/30/04															155	249.55
	04/21/04	06/30/04													15		15	24.15
	08/29/03	06/30/04													630	50	680	1,094.80
	07/01/03	06/30/04															670	1,078.70
	10/28/03	06/30/04															620	998.20
	11/22/03	06/30/04															475	764.75
	11/13/03	06/30/04						45							685		730	1,175.30
	07/01/03	06/30/04													985		985	1,585.85
	06/14/03	06/30/04															885	1,424.85
	11/21/03	06/30/04															375	603.75
	02/06/04	06/30/04															265	426.65
	07/01/03	06/30/04															425	684.25
	04/12/04	06/30/04															190	305.90
	02/10/04	06/30/04															285	458.85
	07/01/03	06/30/04															840	1,481.20
	10/13/03	06/30/04															671	1,080.31
	08/28/03	06/30/04															650	1,046.50



CASE MANAGEMENT FOR OUT-OF-STATE PLACEMENT  
FY 2003 - 2004

Source: MIS Data

MIS #	In Placement FY 2002-2003		UNITS OF SERVICE (IN MINUTES)													TOTAL		
	From	To	Sharon Ene	Zoe Trachtenberg	Mark Rodenstein	Loft Prince	Karin Robbins	Kathryn Stroup	Mary Anne Lower	Jana Morton	Alyssa Braverman	Darleen Kuwahara	Gill Gottlieb	Kamale Gray	John Donato	Haley Castillo	Min.	\$
	12/15/03	06/30/04							15	30			330				375	603.75
	03/04/04	06/30/04												210		65	275	442.75
	07/07/03	06/30/04											1466			90	1,556	2,505.16
	07/01/03	06/30/04											1020				1,020	1,642.20
	04/08/04	06/30/04											535			60	595	957.95
	07/01/03	06/30/04											780				780	1,255.80
	07/01/03	06/30/04											1405			60	1,465	2,358.65
	08/15/03	06/30/04					1490									115	1,605	2,584.05
	08/27/03	06/30/04					1015				30						1,045	1,682.45
	03/10/04	06/30/04					400				30						430	692.30
	07/01/03	06/30/04					1120										1,120	1,803.20
	03/25/04	06/30/04				20	555									90	665	1,070.65
	04/23/04	06/30/04					270										270	434.70
	07/01/03	06/30/04					1815										1,815	2,922.15
	02/21/04	06/30/04					395									40	435	700.35
	11/24/03	06/30/04					570									40	610	982.10
	11/03/03	06/30/04					1005										1,005	1,618.05
	04/29/04	06/30/04					195										195	313.95
	01/02/04	06/30/04					45						170				245	394.45
	07/01/03	06/30/04							500				90				590	949.90
	12/30/03	06/30/04	145						285								430	692.30
	04/26/04	06/30/04											50				260	418.60
	02/11/04	06/30/04	660														660	1,062.60
	07/01/03	06/30/04							430								430	692.30
	12/17/03	06/30/04							150				100				250	402.50
	07/01/03	06/30/04	90						7225								7,315	11,777.15
	08/21/03	06/30/04					50		210				285				545	877.45

**TRAVEL EXPENSES FOR  
AB3632 PLACEMENT UNIT  
July 2003 - June 2004**

Case Manager	Traveling Date		Destination	Expense Claim Amount
	Departing Date	Arriving Date		
Ahuva Braverman	07/28/03	07/28/03	Salt Lake City, UT	\$ 419.44
John Donato	08/13/03	08/17/03	Bensalem, PA	800.76
Mary Anne Lower	08/27/03	09/01/03	Billings, MT	1,075.08
Jane Morton	09/07/03	09/10/03	Layton / Logan, UT	1,478.16
Sharon Eno	09/09/03	09/11/03	Bradley / Brooklyn, CT	559.21
Mark Bodenstein	09/18/03	09/18/03	Phoenix / Scottsdale, AZ	78.72
Karin Robbins	09/18/03	09/19/03	St. George, UT	167.15
Mark Bodenstein	09/22/03	09/23/03	Torrey / Salt Lake City, UT	254.08
Mary Anne Lower	10/05/03	10/14/03	Orem / Salt Lake City, UT	897.38
Jane Morton	10/05/03	10/15/03	Aurora / Denver, CO □ Laramie,	1,615.84
Kamale Gray	10/19/03	10/25/03	Denver / Westminster, CO	853.48
Karin Robbins	10/21/03	10/24/03	Denver, CO	675.05
Mary Anne Lower	11/02/03	11/08/03	Victoria / Houston, TX	1,374.64
John Donato	11/17/03	11/25/03	Houston, TX	1,413.73
Ahuva Braverman	11/18/03	11/18/03	Salt Lake City, UT	333.29
Mark Bodenstein	12/01/03	12/02/03	Torrey / Salt Lake City, UT	240.52
Mary Anne Lower	12/01/03	12/08/03	Billings, MT	1,057.78



TRAVEL EXPENSES FOR  
AB3632 PLACEMENT UNIT  
July 2003 - June 2004

Case Manager	Traveling Date		Destination	Expense Claim Amount
	Departing Date	Arriving Date		
Mark Bodenstein	12/08/03	12/08/03	Phoenix, AZ	72.58
John Donato	12/08/03	12/11/03	Pholadelphia, PA	620.56
Karin Robbins	01/08/04	01/09/04	St. George, UT	216.64
Mary Anne Lower	02/01/04	02/08/04	Provo / Salt Lake City, UT	1,046.72
Jane Morton	02/01/04	02/09/04	Provo / Salt Lake City, UT	1,377.99
Kamale Gray	02/02/04	02/05/04	La Junta / Colorado Spr., CO	500.13
Karin Robbins	02/03/04	02/07/04	Denver, CO	923.90
Ahuva Braverman	03/01/04	03/01/04	Salt Lake City, UT	338.41
Kamale Gray	03/01/04	03/04/04	Colorado Springs, CO	666.98
Mary Anne Lower	03/01/04	03/07/04	Billings, Helena, MT	1,008.27
Mark Bodenstein	03/08/04	03/09/04	Torrey / Salt Lake City, UT	262.65
Mark Bodenstein	03/15/04	03/15/04	Phoenix, AZ	65.40
Mary Anne Lower	03/21/04	03/27/04	Victoria / Houston, TX	1,782.57
Karin Robbins	04/01/04	04/02/04	St. George, UT	186.05
Jane Morton	04/05/04	04/07/04	Laramie, WY / Layton, UT	1,065.14
John Donato	04/11/04	04/16/04	Houston, TX	923.02
Sharon Eno	04/27/04	04/30/04	Bradley, CT / Chicago, IL	1,020.53

**TRAVEL EXPENSES FOR  
AB3632 PLACEMENT UNIT  
July 2003 - June 2004**

Case Manager	Traveling Date		Destination	Expense Claim Amount
	Departing Date	Arriving Date		
Karin Robbins	05/04/04	05/07/04	Aurora / Denver, CO	870.79
Kamale Gray	05/17/04	05/21/04	La Junta / Pueblo, CO	619.02
John Donato	05/18/04	05/20/04	Philadelphia, PA	470.31
Jane Morton	05/24/04	05/25/04	Bend / Redmond, OR	546.10
Jane Morton	06/06/04	06/11/04	Provo / Salt Lake City, UT	958.13
Mark Bodenstein	06/08/04	06/08/04	Phoenix / Scottsdale, AZ	46.92
Jill Gottlieb	06/14/04	06/16/04	Orem, UT	206.03
Sharon Eno	06/14/04	06/16/04	Orem, UT	229.16
Mark Bodenstein	06/21/04	06/22/04	Torrey / Salt Lake City, UT	260.20
Kamale Gray	06/28/04	07/01/04	Denver / Westmister, CO	681.40
<b>TOTAL:</b>				<b>\$ 30,259.91</b>



ALLOCATION OF COSTS TO SERVICE FUNCTIONS - MODE TOTAL

DETAIL COST REPORT

County: Los Angeles  
 County Code: 19

Legal Entity: County of Los Angeles  
 Legal Entity Number: 00019  
 Mode: 15 - Outpatient (Program 1)

	A	B	C	D	E	F	G
	Mode Total	Service Function 03	Service Function 04	Service Function 05	Service Function 06	Service Function 10	Service Function 12
1	100.00%	-3.23%	12.65%	0.05%	0.00%	2.16%	0.08%
2	Total Units	3,086,432	12,087,334	45,115	295	1,614,277	59,391
3	Gross Cost	4,963,799	19,439,629	72,557	474	3,326,250	122,340
4	Cost per Unit	1.61	1.61	1.61	1.61	2.06	2.06
5	SMA per Unit	1.83	1.83	1.83	1.83	2.36	2.36
6	Published Charge per Unit	1.46	1.46	1.46	1.46	1.87	1.87
7	Negotiated Rate / Cost per Unit						
8	Medi-Cal Units	365,857	2,058,581	135	237,984	7,599	
9A	Medicare/Medi-Cal Crossover Units	1,089,313	4,856,713	160	554,747	15,240	
9B					22,624		
9C					55,181		
10	Enhanced SD/MC (Children) Units	135	96,424				
10A	Enhanced SD/MC (Refugees) Units	75					
10B	Healthy Families (SED) Units	334					
11	Healthy Families (SED) Units	3,460	15,117				815
11A	Non-Medi-Cal Units	13,688	25,103				965
12	Medi-Cal Costs	1,630,797	5,030,398	45,115		717,040	34,772
13	Medi-Cal Costs	588,395	3,310,743		217	490,223	15,653
13A	Medi-Cal Costs	1,719,738	7,810,879		257	1,142,724	31,393
14	Medi-Cal SMA Upper Limits	669,518	3,767,203		247	561,642	17,934
14A	Medi-Cal SMA Upper Limits	1,956,843	8,887,785		293	1,309,203	35,966
15	Medi-Cal Published Charges	534,151	3,005,528		197	445,030	14,210
15A	Medi-Cal Published Charges	1,561,197	7,090,801		234	1,037,377	28,499
16	Medi-Cal Negotiated Rates						
16A	Medi-Cal Negotiated Rates					46,603	
17	Medicare/Medi-Cal Crossover Costs		155,075			113,626	
17A	Medicare/Medi-Cal Crossover Costs					53,383	
18	Medicare/Medi-Cal Crossover SMA Upper Limits		176,456			130,180	
18A	Medicare/Medi-Cal Crossover SMA Upper Limits					42,307	
19	Medicare/Medi-Cal Crossover Published Charges		140,779			103,151	
19A	Medicare/Medi-Cal Crossover Published Charges						
20	Medicare/Medi-Cal Crossover Negotiated Rates						
20A	Medicare/Medi-Cal Crossover Negotiated Rates						
21	Enhanced SD/MC Costs	461	121				
21A	Enhanced SD/MC Costs	62,823	5,085			3,895	
22	Enhanced SD/MC SMA Upper Limits	526	247				
22A	Enhanced SD/MC SMA Upper Limits	71,183	5,786			4,463	
23	Enhanced SD/MC Published Charges	419	197				
23A	Enhanced SD/MC Published Charges	56,905	4,617			3,536	
24	Enhanced SD/MC Negotiated Rates						
24A	Enhanced SD/MC Negotiated Rates						
25	Enhanced SD/MC (Refugees) Costs	3,259	537				
26	Enhanced SD/MC (Refugees) SMA Upper Limits	3,661	611				
27	Enhanced SD/MC (Refugees) Published Charges	2,946	468				
28	Enhanced SD/MC (Refugees) Negotiated Rates						
29	Healthy Families Costs	164,425	5,567			18,668	
29A	Healthy Families Costs	317,209	22,014			32,579	
30	Healthy Families SMA Upper Limits	186,569	6,368			21,273	
30A	Healthy Families SMA Upper Limits	359,128	25,049			37,326	
31	Healthy Families Published Charges	148,972	5,081			16,856	
31A	Healthy Families Published Charges	287,225	19,864			29,576	
32	Healthy Families Negotiated Rates						
32A	Healthy Families Negotiated Rates						
33	Non-Medi-Cal Costs	86,376,896	2,622,753	8,090,210	72,657	1,477,031	71,627

UPS EXPENSES  
 FY 2003 - 2004

DATE	AMOUNT BILLED (AB3632 ONLY)	TOTAL # OF PACKAGES	TOTAL CHARGES
07/01/03	\$ 23.84	10	\$ 94.37
07/02/03	107.14	39	366.11
07/03/03	-	4	34.28
07/07/03	-	13	147.03
07/09/03	11.58	7	25.14
07/10/03	-	2	25.50
07/14/03	-	8	57.20
07/15/03	94.24	23	304.99
07/16/03	-	13	118.95
07/17/03	42.50	32	370.03
07/21/03	106.72	49	417.30
07/22/03	-	6	76.50
07/23/03	22.88	17	163.13
07/24/03	61.00	6	88.50
07/28/03	26.98	43	210.03
07/29/03	15.40	28	321.40
07/30/03	61.82	22	141.45
07/31/03	76.62	19	163.35
08/04/03	15.04	8	37.96
08/05/03	27.58	16	124.42
08/06/03	132.00	19	252.05
08/07/03	15.00	8	69.16
08/11/03	-	19	135.57
08/12/03	-	12	153.00
08/13/03	15.50	19	169.00
08/14/03	57.58	22	224.14
08/18/03	7.48	13	57.52
08/19/03	-	8	104.00
08/20/03	26.25	2	39.00
08/21/03	-	7	53.81
08/25/03	3.74	24	269.00
08/26/03	28.47	14	109.87
08/27/03	107.00	14	160.81
08/28/03	-	10	57.87
09/02/03	7.76	13	91.22
09/02/03	-	3	10.17
09/03/03	16.00	14	82.18
09/04/03	-	23	204.08



UPS EXPENSES  
 FY 2003 - 2004

DATE	AMOUNT BILLED (AB3632 ONLY)	TOTAL # OF PACKAGES	TOTAL CHARGES
09/08/03	153.28	35	311.31
09/09/03	26.38	4	26.38
09/10/03	7.56	5	27.09
09/11/03	-	4	34.28
09/15/03	18.94	14	93.64
09/16/03	83.00	20	163.41
09/17/03	97.75	23	248.98
09/18/03	-	1	3.39
09/22/03	15.00	12	136.53
09/23/03	-	14	173.39
09/24/03	30.32	33	263.06
09/25/03	19.34	11	67.53
09/29/03	11.58	13	55.65
09/30/03	-	5	26.31
10/01/03	15.00	12	145.89
10/02/03	7.56	7	71.31
10/03/03	3.74	6	21.04
10/06/03	76.82	16	181.07
10/07/03	7.64	11	66.23
10/08/03	31.04	7	49.18
10/09/03	18.86	13	63.20
10/14/03	62.50	34	400.20
10/15/03	77.00	14	186.64
10/16/03	31.00	11	101.65
10/20/03	56.80	25	282.58
10/21/03	45.00	8	62.30
10/22/03	111.24	15	181.77
10/23/03	19.14	21	101.81
10/27/03	62.00	27	355.25
10/28/03	15.00	14	187.03
10/29/03	154.00	18	228.27
10/30/03	50.70	15	133.40
11/03/03	30.00	17	128.00
11/04/03	61.50	7	90.39
11/05/03	19.24	16	171.91
11/06/03	16.00	2	30.75
11/10/03	7.76	15	136.42
11/12/03	30.90	20	119.90

UPS EXPENSES  
 FY 2003 - 2004

DATE	AMOUNT BILLED (AB3632 ONLY)	TOTAL # OF PACKAGES	TOTAL CHARGES
11/13/03	31.50	18	193.45
11/17/03	34.06	17	155.94
11/18/03	11.58	21	175.99
11/19/03	33.82	9	63.52
11/20/03	30.00	2	27.75
11/24/03	16.00	23	159.40
11/25/03	11.66	19	152.14
11/26/03	-	5	28.31
12/01/03	3.74	3	10.52
12/02/03	-	4	22.92
12/03/03	-	8	27.12
12/04/03	26.42	10	55.31
12/08/03	23.16	16	38.42
12/09/03	80.56	20	127.21
12/10/03	15.12	20	153.23
12/11/03	-	2	18.14
12/11/03	78.61	25	193.42
12/15/03	15.04	9	31.99
12/16/03	-	5	26.31
12/17/03	55.81	15	89.71
12/22/03	34.58	36	127.16
12/29/03	22.80	10	47.72
12/30/03	11.66	5	37.16
12/31/03	-	2	16.14
01/05/04	7.99	2	7.99
01/06/04	-	1	3.57
01/07/04	-	7	33.45
01/12/04	15.61	43	169.84
01/13/04	66.42	9	69.87
01/14/04	3.81	22	85.56
01/15/04	-	15	130.90
01/18/04	-	12	50.70
01/20/04	-	19	78.32
01/21/04	-	6	20.70
01/22/04	-	6	32.00
01/26/04	27.49	18	84.76
01/27/04	7.99	5	36.94
01/28/04	-	33	123.87



UPS EXPENSES  
 FY 2003 - 2004

DATE	AMOUNT BILLED (AB3632 ONLY)	TOTAL # OF PACKAGES	TOTAL CHARGES
01/29/04	-	9	61.70
02/02/04	15.69	45	206.75
02/03/04	3.81	1	3.81
02/04/04	15.50	4	35.15
02/05/04	-	2	18.20
02/09/04	75.26	19	179.71
02/10/04	-	6	20.70
02/12/04	-	3	21.65
02/17/04	7.62	27	103.89
02/18/04	11.59	35	141.31
02/19/04	-	3	30.95
02/23/04	27.33	28	118.38
02/25/04	-	38	145.12
02/27/04	-	2	18.20
03/01/04	-	21	74.17
03/02/04	7.62	16	58.64
03/03/04	23.60	14	61.50
03/04/04	-	1	12.75
03/08/04	-	4	24.10
03/09/04	-	11	39.95
03/10/04	52.40	24	130.32
03/11/04	-	3	19.65
03/12/04	84.00	6	96.75
03/15/04	36.61	28	145.83
03/16/04	-	9	49.65
03/17/04	32.93	12	66.44
03/18/04	-	6	59.90
03/22/04	31.59	23	102.94
03/23/04	24.39	19	70.96
03/24/04	17.61	9	44.16
03/25/04	-	21	122.31
03/29/04	-	13	74.75
03/30/04	-	4	13.80
03/31/04	32.01	27	123.52
04/01/04	-	4	25.10
04/05/04	46.96	33	159.41
04/07/04	3.89	22	89.00
04/08/04	20.21	11	41.91

UPS EXPENSES  
 FY 2003 - 2004

DATE	AMOUNT BILLED (AB3632 ONLY)	TOTAL # OF PACKAGES	TOTAL CHARGES
04/12/04	32.30	29	153.61
04/14/04	15.32	29	106.93
04/19/04	91.95	35	196.07
04/20/04	37.85	8	74.06
04/21/04	75.72	14	127.77
04/22/04	37.35	13	51.15
04/26/04	94.61	31	189.11
04/27/04	24.23	8	35.58
04/28/04	72.20	32	154.57
04/29/04	-	4	25.10
05/03/04	32.30	29	156.25
05/04/04	11.51	10	54.62
05/05/04	21.29	17	67.05
05/06/04	-	5	30.55
05/10/04	39.08	22	102.52
05/11/04	4.10	12	51.71
05/12/04	61.37	29	112.39
05/13/04	-	18	86.31
05/17/04	23.23	42	161.45
05/18/04	36.82	12	47.53
05/18/04	-	1	12.75
05/19/04	-	16	136.96
05/20/04	19.13	24	134.18
05/24/04	20.42	36	137.03
05/26/04	45.02	35	203.58
05/27/04	-	5	66.50
05/27/04	-	5	66.75
06/01/04	46.50	21	113.64
06/02/04	-	23	122.36
06/03/04	-	24	114.07
06/07/04	-	20	80.81
06/08/04	-	9	33.95
06/09/04	-	12	43.40
06/10/04	-	23	101.47
06/14/04	63.50	15	148.95
06/15/04	-	11	43.00
06/16/04	-	32	129.94
06/17/04	15.50	25	162.14



DATE	AMOUNT BILLED (AB3632 ONLY)	TOTAL # OF PACKAGES	TOTAL CHARGES
06/21/04	-	9	32.21
06/22/04	47.00	19	106.68
06/23/04	63.75	12	128.55
06/24/04	50.50	14	199.00
06/29/04	-	23	82.67
06/30/04	-	4	17.69
<b>TOTAL:</b>	<b>\$ 4,902.31</b>	<b>3,036</b>	<b>\$ 20,780.32</b>

<b>CLAIM FOR PAYMENT</b> Pursuant to Government Code Section 17561 <b>SERIOUSLY EMOTIONALLY DISTURBED PUPILS:</b> <b>OUT-OF-STATE MENTAL HEALTH SERVICES</b>	For State Controller Use only (19) Program Number 00191 (20) Date File / / (21) LRS Input / /	<b>Program</b> <div style="font-size: 2em; font-weight: bold;">191</div>
---	--	---

L A B E L  H E R E	(01) Claimant Identification Number	<b>Reimbursement Claim Data</b>		
	(02) Claimant Name Department of Mental Health	(22) SEDP-1, (03)		495
	County of Location County of Los Angeles	(23) SEDP-1, (04)(A)(1)(f)		
	Street Address or P.O. Box 550 South Vermont Ave., 11th Floor	(24) SEDP-1, (04)(A)(2)(f)		
	City Los Angeles	State CA	Zip Code 90020	(25) SEDP-1, (04)(B)(1)(f) <span style="float: right;">8,481,555</span>
	Type of Claim	Estimated Claim	Reimbursement Claim	(26) SEDP-1, (04)(B)(2)(f) <span style="float: right;">523,883</span>
		(03) Estimated <input checked="" type="checkbox"/>	(09) Reimbursement <input checked="" type="checkbox"/>	(27) SEDP-1, (04)(B)(3)(f) <span style="float: right;">32,689</span>
		(04) Combined <input type="checkbox"/>	(10) Combined <input type="checkbox"/>	(28) SEDP-1, (04)(B)(4)(f) <span style="float: right;">128,929</span>
		(05) Amended <input type="checkbox"/>	(11) Amended <input type="checkbox"/>	(29) SEDP-1, (06) <span style="float: right;">8</span>
	Fiscal Year of Cost	(06) <b>2005 / 2006</b>	(12) <b>2004 / 2005</b>	(30) SEDP-1, (07) <span style="float: right;">688,251</span>
Total Claimed Amount	(07) 10,840,838	(13) 9,855,307	(31) SEDP-1, (09)	
Less: 10% Late Penalty, not to exceed \$1,000		(14)	(32) SEDP-1, (10) <span style="float: right;">-</span>	
Less: Prior Claim Payment Received		(15)	(33)	
Net Claimed Amount		(16) 9,855,307	(34)	
Due to Claimant	(08) 10,840,838	(17) 9,855,307	(35)	
Due to State		(18)	(36)	

**(37) CERTIFICATION OF CLAIM**


In accordance with the provisions of Government Code 17561, I certify that I am the officer authorized by the local agency to file mandated cost claims with the State of California for this program, and certify under penalty of perjury that I have not violated any of the provisions of Government Code Sections 1090 to 1098, inclusive.

I further certify that there was no application other than from the claimant, nor any grant or payment received, for reimbursement of costs claimed herein, and such costs are for a new program or increased level of services of an existing program. All offsetting savings and reimbursements set forth in the Parameters and Guidelines are identified, and all costs claimed are supported by source documentation currently maintained by the claimant.

The amounts for this Estimated Claim and/or Reimbursement Claim are hereby claimed from the State for payment of estimated and/or actual costs set forth on the attached statements. I certify under penalty of perjury under the laws of the State of California that the foregoing is true and correct.

Signature of Authorized Officer

Date

  
 \_\_\_\_\_  
 Jeremy D. Cortez

1-6-06

Director of Financial Services

Type or Print Name

Title

(38) Name of Contact Person for Claim

Michael Boyle

Telephone Number

(213) 738-4665 Ext. \_\_\_\_\_

E-mail Address

mboyle@lacadmh.org



Program <b>191</b>	<b>MANDATED COSTS</b> <b>SERIOUSLY EMOTIONALLY DISTURBED PUPILS:</b> <b>OUT-OF-STATE MENTAL HEALTH SERVICES</b> <b>CLAIM SUMMARY</b>	FORM SEDP-1
-----------------------	---	----------------

(01) Claimant: COUNTY OF LOS ANGELES / DEPARTMENT OF MENTAL HEALTH	(02) Type of Claim Reimbursement <input checked="" type="checkbox"/> Estimated <input type="checkbox"/>	Fiscal Year 2004/2005
--	---	--------------------------

**Claim Statistics**

(03) Number of pupils placed in out-of-state residential programs in the fiscal year of claim. (Please see note below)	495
--	-----

**Direct Costs**

**Object Accounts**

(04) Reimbursable Components	(a)	(b)	(c)	(d)	(e)	(f)
	Salaries	Benefits	Services and Supplies	Fixed Assets	Travel and Training	Total
<b>A. One-Time Costs</b>						
1. Develop Policies, Procedures, and Contractual Arrangements						
2. Conduct County Staff Training						
<b>B. Ongoing Costs</b>						
1. Mental Health Service Vendor Reimbursements	8,481,555					8,481,555
2. Case Management	523,883					523,883
3. Travel	32,689					32,689
4. Program Management	128,929					128,929
(05) Total Direct Costs	9,167,056					9,167,056

**Indirect Costs**

(06) Indirect Cost Rate	See Tab: "FY 2004/05 Indirect Cost Rate" Schedule	7.5079%
(07) Total Indirect Costs	[Line (06) x line (05)(a)] or [Line (06) x {line (05)(a) + line (05)(b)}]	688,251
(08) Total Direct and Indirect Costs	[Line (05)(f) + line (07)]	9,855,307

**Cost Reduction**

(09) Less: Offsetting Savings		
(10) Less: Other Reimbursements		
(11) Total Claimed Amount	[Line (08) - {line (09) + line (10)}]	9,855,307

Revised 09/03

Note: The number includes pupils who had multiple placements during the fiscal year of claim. The unduplicated count is 473.

Program <b>191</b>	<b>MANDATED COSTS</b> <b>SERIOUSLY EMOTIONALLY DISTURBED PUPILS:</b> <b>OUT-OF-STATE MENTAL HEALTH SERVICES</b> <b>COMPONENT/ACTIVITY COST DETAIL</b>	<b>FORM</b>  <b>SEDP-2</b>
-----------------------	--	----------------------------------

(01) Claimant: COUNTY OF LOS ANGELES DEPARTMENT OF MENTAL HEALTH	(02) Fiscal Year: <u>2004/2005</u>
---	------------------------------------

(03) Reimbursable Components: Check only one box per form to identify the component being claimed.

**One-Time Costs:**

Develop Policies, Procedures, and Contractual Arrangements     
  Conduct County Staff Training

**Ongoing Costs:**

Mental Health Service Vendor Reimbursements\*     
  Travel

Case Management     
  Program Management

(04) Description of Expenses: Complete columns (a) through (h).	Object Accounts							
(a) Employee Names, Job Classifications, Functions Performed, and Description of Expenses	(b) Hourly Rate or Unit Cost	(c) Hours Worked or Quantity	(d) Salaries	(e) Benefits	(f) Services and Supplies	(g) Fixed Assets	(h) Travel and Training	
See Attachment 1a for FY 2004/05 Expenditures See Attachment 1b for Expenditures for Due Process Hearing Settlements (FY 2002/03 - 2004/05) See Attachment 1c for Late Invoices and Adjustments to Original Invoices (FY 2003/04)					8,219,246 240,034 22,275			
(05) Total <input checked="" type="checkbox"/> Subtotal <input type="checkbox"/> Page: <u>1</u> of <u>1</u>					8,481,555			



Program <b>191</b>	<b>MANDATED COSTS</b> <b>SERIOUSLY EMOTIONALLY DISTURBED PUPILS:</b> <b>OUT-OF-STATE MENTAL HEALTH SERVICES</b> <b>COMPONENT/ACTIVITY COST DETAIL</b>	<b>FORM</b>  <b>SEDP-2</b>
-----------------------	--	----------------------------------

(01) Claimant: COUNTY OF LOS ANGELES DEPARTMENT OF MENTAL HEALTH	(02) Fiscal Year: <u>2004/2005</u>
---	------------------------------------

(03) Reimbursable Components: Check only one box per form to identify the component being claimed.

**One-Time Costs:**

Develop Policies, Procedures, an Contractual Arrangements     
  Conduct County Staff Training

**Ongoing Costs:**

Mental Health Service Vendor Reimbursements\*     
  Travel  
 Case Management     
  Program Management

(04) Description of Expenses: Complete columns (a) through (h).								Object Accounts	
(a) Employee Names, Job Classifications, Functions Performed, and Description of Expenses	(b) Hourly Rate or Unit Cost	(c) Hours Worked or Quantity	(d) Salaries	(e) Benefits	(f) Services and Supplies	(g) Fixed Assets	(h) Travel and Training		
<b>See Attachment 2</b>					523,883				

(05) Total <input checked="" type="checkbox"/> Subtotal <input type="checkbox"/> Page: <u>1</u> of <u>1</u>					523,883		
---	--	--	--	--	---------	--	--

Program <b>191</b>	<b>MANDATED COSTS</b> <b>SERIOUSLY EMOTIONALLY DISTURBED PUPILS:</b> <b>OUT-OF-STATE MENTAL HEALTH SERVICES</b> <b>COMPONENT/ACTIVITY COST DETAIL</b>	<b>FORM</b>  <b>SEDP-2</b>
-----------------------	--	----------------------------------

(01) Claimant: COUNTY OF LOS ANGELES DEPARTMENT OF MENTAL HEALTH	(02) Fiscal Year: <u>2004/2005</u>
---	------------------------------------

(03) Reimbursable Components: Check only one box per form to identify the component being claimed.

**One-Time Costs:**

Develop Policies, Procedures, and Contractual Arrangements     
  Conduct County Staff Training

**Ongoing Costs:**

Mental Health Service Vendor Reimbursements\*     
  Travel

Case Management     
  Program Management

(04) Description of Expenses: Complete columns (a) through (h).								Object Accounts			
(a) Employee Names, Job Classifications, Functions Performed, and Description of Expenses	(b) Hourly Rate or Unit Cost	(c) Hours Worked or Quantity	(d) Salaries	(e) Benefits	(f) Services and Supplies	(g) Fixed Assets	(h) Travel and Training				
See Attachment 3					32,689						
(05) Total <input checked="" type="checkbox"/> Subtotal <input type="checkbox"/> Page: <u>1</u> of <u>1</u>					32,689		30,260				



Program <b>191</b>	<b>MANDATED COSTS</b> <b>SERIOUSLY EMOTIONALLY DISTURBED PUPILS:</b> <b>OUT-OF-STATE MENTAL HEALTH SERVICES</b> <b>COMPONENT/ACTIVITY COST DETAIL</b>	<b>FORM</b>  <b>SEDP-2</b>
-----------------------	--	----------------------------------

(01) Claimant: COUNTY OF LOS ANGELES DEPARTMENT OF MENTAL HEALTH	(02) Fiscal Year: <u>2004/2005</u>
---	------------------------------------

(03) Reimbursable Components: Check only one box per form to identify the component being claimed.

**One-Time Costs:**

Develop Policies, Procedures, and Contractual Arrangements     
  Conduct County Staff Training

**Ongoing Costs:**

Mental Health Service Vendor Reimbursements\*     
  Travel

Case Management     
  Program Management

(a)	Object Accounts						
Employee Names, Job Classifications, Functions Performed, and Description of Expenses	(b) Hourly Rate or Unit Cost	(c) Hours Worked or Quantity	(d) Salaries	(e) Benefits	(f) Services and Supplies	(g) Fixed Assets	(h) Travel and Training
See Attachment 4a See Attachment 4b					114,928 14,001		
(05) Total <input checked="" type="checkbox"/> Subtotal <input type="checkbox"/> Page: <u>1</u> of <u>1</u>					128,929		30,260

**OUT OF STATE PLACEMENT  
MENTAL HEALTH SERVICES  
FY 2004 - 2005**

OUT-OF-STATE CONTRACTORS	MIS #	IN PLACEMENT		DMH RATE	DMH DAYS	CLIENT COUNT	TOTAL AMOUNT	
		START	STOP					
Alpine Academy	████████	05/11/05		75.00	51	1	3,825	
Alpine Academy	████████	06/30/04	01/18/05	75.00	201	1	15,075	
Alpine Academy	████████	04/01/05		75.00	91	1	6,825	
<b>Alpine Academy</b>					<b>343</b>	<b>3</b>	<b>25,725</b>	
Aspen Solutions/Aspen Ranch	████████	01/14/04	01/18/05	80.00	201	1	16,080	
Aspen Solutions/Aspen Ranch	████████	09/09/04		80.00	295	1	23,600	
Aspen Solutions/Aspen Ranch	████████	08/25/03	10/05/04	80.00	96	1	7,680	
Aspen Solutions/Aspen Ranch	████████	10/05/04		80.00	269	1	21,520	
Aspen Solutions/Aspen Ranch	████████	03/14/04	09/21/04	80.00	82	1	6,560	
Aspen Solutions/Aspen Ranch	████████	02/05/04	07/23/04	80.00	22	1	1,760	
Aspen Solutions/Aspen Ranch	████████	06/02/05		80.00	29	1	2,320	
Aspen Solutions/Aspen Ranch	████████	02/09/05	03/21/05	80.00	40	1	3,200	
Aspen Solutions/Aspen Ranch	████████	10/27/04		80.00	247	1	19,760	
<b>Aspen Solutions/Aspen Ranch</b>					<b>1,281</b>	<b>9</b>	<b>102,480</b>	
Aspen Solutions/Island View	████████	01/12/04	07/02/04	62.00	1	1	62	
Aspen Solutions/Island View	████████	02/24/05		62.00	127	1	7,874	
Aspen Solutions/Island View	████████	08/19/04	09/14/04	62.00	26	1	1,612	
Aspen Solutions/Island View	████████	06/17/03	07/15/04	62.00	14	1	868	
Aspen Solutions/Island View	████████	06/10/04	06/03/05	62.00	337	1	20,894	
Aspen Solutions/Island View	████████	04/26/05		62.00	66	1	4,092	
Aspen Solutions/Island View	████████	05/27/05		62.00	35	1	2,170	
Aspen Solutions/Island View	████████	06/07/04	04/28/05	62.00	301	1	18,662	
Aspen Solutions/Island View	████████	11/06/03	01/18/05	62.00	201	1	12,462	
Aspen Solutions/Island View	████████	03/23/05		62.00	100	1	6,200	
Aspen Solutions/Island View	████████	06/29/05		62.00	2	1	124	
Aspen Solutions/Island View	████████	03/29/05		62.00	94	1	5,828	
Aspen Solutions/Island View	████████	02/02/04	03/18/05	62.00	260	1	16,120	
<b>Aspen Solutions/Island View</b>					<b>1,564</b>	<b>13</b>	<b>96,968</b>	
Aspen Solutions/Mount Bach. Acad.	████████	06/23/03	06/27/05		361	1	-	*
<b>Aspen Solutions/Mount Bach. Acad.</b>					<b>361</b>	<b>1</b>	<b>-</b>	
Aspen Solutions/New Leaf Academy	████████				-	1	-	*
Aspen Solutions/New Leaf Academy	████████				-	1	-	*
<b>Aspen Solutions/New Leaf Academy</b>					<b>-</b>	<b>2</b>	<b>-</b>	
Aspen Solutions/SanHawk Acad.	████████	12/06/04	12/24/04		18	1	-	*
Aspen Solutions/SanHawk Acad.	████████	09/29/04	02/23/05		147	1	-	*



**OUT OF STATE PLACEMENT  
MENTAL HEALTH SERVICES  
FY 2004 - 2005**

OUT-OF-STATE CONTRACTORS	MIS #	IN PLACEMENT		DMH RATE	DMH DAYS	CLIENT COUNT	TOTAL AMOUNT	
		START	STOP					
Aspen Solutions/SanHawk Acad.	[REDACTED]	05/13/05			49	1	-	*
Aspen Solutions/SanHawk Acad.					214	3	-	
Aspen Solutions/Youth Care Inc.	[REDACTED]	11/08/04	05/06/05		179	1	-	*
Aspen Solutions/Youth Care Inc.	[REDACTED]	03/15/05	06/27/05		104	1	-	*
Aspen Solutions/Youth Care Inc.	[REDACTED]	02/24/05			127	1	-	*
Aspen Solutions/Youth Care Inc.					410	3	-	
Cathedral Home for Children	[REDACTED]	10/13/04		135.00	261	1	35,235	
Cathedral Home for Children	[REDACTED]	07/03/04		135.00	363	1	49,005	
Cathedral Home for Children	[REDACTED]	03/08/03	06/30/05	135.00	364	1	49,140	
Cathedral Home for Children	[REDACTED]	07/09/04	06/28/05	135.00	354	1	47,790	
Cathedral Home for Children	[REDACTED]	11/18/04		135.00	225	1	30,375	
Cathedral Home for Children	[REDACTED]	04/28/04		135.00	365	1	49,275	
Cathedral Home for Children	[REDACTED]	05/03/03		135.00	365	1	49,275	
Cathedral Home for Children	[REDACTED]	11/05/04		135.00	238	1	32,130	
Cathedral Home for Children	[REDACTED]	02/18/04		135.00	365	1	49,275	
Cathedral Home for Children	[REDACTED]	09/05/02	06/30/05	135.00	364	1	49,140	
Cathedral Home for Children					3,264	10	440,640	
Cinnamon Hills	[REDACTED]	09/29/04		45.00	275	1	12,375	
Cinnamon Hills	[REDACTED]	07/12/04		45.00	354	1	15,930	
Cinnamon Hills	[REDACTED]	11/29/04	02/18/05	45.00	81	1	3,645	
Cinnamon Hills	[REDACTED]	01/07/05		45.00	175	1	7,875	
Cinnamon Hills	[REDACTED]	10/01/02	09/07/04	45.00	68	1	3,060	
Cinnamon Hills	[REDACTED]	02/03/05		45.00	148	1	6,660	
Cinnamon Hills	[REDACTED]	10/09/03	06/12/05	45.00	346	1	15,570	
Cinnamon Hills					1,447	7	65,115	
Colorado Boys Ranch	[REDACTED]	09/10/04		113.06	294	1	33,240	
Colorado Boys Ranch	[REDACTED]	06/29/04	11/26/04	113.06	148	1	16,733	
Colorado Boys Ranch	[REDACTED]	06/28/04	11/01/04	113.06	123	1	13,906	
Colorado Boys Ranch	[REDACTED]	06/28/05		113.06	3	1	339	
Colorado Boys Ranch	[REDACTED]	04/03/03	10/08/04	113.06	99	1	11,193	
Colorado Boys Ranch	[REDACTED]	05/27/04	12/18/04	113.06	170	1	19,220	
Colorado Boys Ranch	[REDACTED]	12/09/04		113.06	204	1	23,064	
Colorado Boys Ranch	[REDACTED]	11/30/00	12/20/04	113.06	172	1	19,446	
Colorado Boys Ranch	[REDACTED]	01/14/05		113.06	168	1	18,994	
Colorado Boys Ranch	[REDACTED]	08/13/04		113.06	322	1	36,405	



**OUT OF STATE PLACEMENT  
MENTAL HEALTH SERVICES  
FY 2004 - 2005**

OUT-OF-STATE CONTRACTORS	MIS #	IN PLACEMENT		DMH RATE	DMH DAYS	CLIENT COUNT	TOTAL AMOUNT
		START	STOP				
Colorado Boys Ranch	[REDACTED]	01/21/05		113.06	161	1	18,203
Colorado Boys Ranch	[REDACTED]	05/19/04	05/28/05	113.06	331	1	37,423
Colorado Boys Ranch	[REDACTED]	04/05/04		113.06	365	1	41,267
Colorado Boys Ranch	[REDACTED]	06/23/05		113.06	8	1	904
Colorado Boys Ranch	[REDACTED]	09/17/03	07/24/04	113.06	23	1	2,600
Colorado Boys Ranch	[REDACTED]	04/07/04	01/08/05	113.06	191	1	21,594
Colorado Boys Ranch	[REDACTED]	05/10/05		113.06	52	1	5,879
Colorado Boys Ranch	[REDACTED]	11/18/02	07/20/04	113.06	19	1	2,148
Colorado Boys Ranch	[REDACTED]	05/25/04	05/27/05	113.06	330	1	37,310
Colorado Boys Ranch	[REDACTED]	05/27/05		113.06	35	1	3,957
Colorado Boys Ranch	[REDACTED]	08/12/02		113.06	365	1	41,267
Colorado Boys Ranch	[REDACTED]	06/11/04	05/30/05	113.06	333	1	37,649
Colorado Boys Ranch	[REDACTED]	01/03/05		113.06	179	1	20,238
Colorado Boys Ranch	[REDACTED]	03/30/04	06/21/05	113.06	355	1	40,136
Colorado Boys Ranch	[REDACTED]	08/29/03		113.06	365	1	41,267
Colorado Boys Ranch	[REDACTED]	12/10/02	07/20/04	113.06	19	1	2,148
Colorado Boys Ranch	[REDACTED]	09/29/03	10/08/04	113.06	99	1	11,193
Colorado Boys Ranch	[REDACTED]	05/19/04		113.06	365	1	41,267
Colorado Boys Ranch	[REDACTED]	01/07/05		113.06	175	1	19,786
Colorado Boys Ranch	[REDACTED]	12/16/02	09/08/04	113.06	69	1	7,801
Colorado Boys Ranch	[REDACTED]	04/23/03	05/07/05	113.06	310	1	35,049
Colorado Boys Ranch	[REDACTED]	07/19/04		113.06	347	1	39,232
Colorado Boys Ranch	[REDACTED]	04/05/05		113.06	87	1	9,836
Colorado Boys Ranch	[REDACTED]	08/22/03	10/26/04	113.06	117	1	13,228
Colorado Boys Ranch	[REDACTED]	02/05/04	11/26/04	113.06	148	1	16,733
Colorado Boys Ranch	[REDACTED]	05/14/04		113.06	365	1	41,267
Colorado Boys Ranch	[REDACTED]	05/15/03	07/20/04	113.06	19	1	2,148
Colorado Boys Ranch	[REDACTED]	06/07/02		113.06	365	1	41,267
Colorado Boys Ranch	[REDACTED]	05/05/03	12/18/04	113.06	170	1	19,220
Colorado Boys Ranch	[REDACTED]	06/17/04		113.06	365	1	41,267
Colorado Boys Ranch	[REDACTED]	03/16/04		113.06	365	1	41,267
Colorado Boys Ranch	[REDACTED]	03/08/02		113.06	365	1	41,267
Colorado Boys Ranch	[REDACTED]	06/03/05		113.06	28	1	3,166
Colorado Boys Ranch	[REDACTED]	12/03/04		113.06	210	1	23,743
Colorado Boys Ranch	[REDACTED]	11/29/02	11/04/04	113.06	126	1	14,246



**OUT OF STATE PLACEMENT  
MENTAL HEALTH SERVICES  
FY 2004 - 2005**

OUT-OF-STATE CONTRACTORS	MIS #	IN PLACEMENT		DMH RATE	DMH DAYS	CLIENT COUNT	TOTAL AMOUNT
		START	STOP				
Colorado Boys Ranch	[REDACTED]	02/23/05		113.06	128	1	14,472
Colorado Boys Ranch	[REDACTED]	02/23/04	06/22/05	113.06	356	1	40,249
Colorado Boys Ranch	[REDACTED]	10/13/03		113.06	365	1	41,267
Colorado Boys Ranch	[REDACTED]	01/07/05		113.06	175	1	19,786
Colorado Boys Ranch	[REDACTED]	08/27/04	01/10/05	113.06	136	1	15,376
Colorado Boys Ranch	[REDACTED]	12/27/04		113.06	186	1	21,029
Colorado Boys Ranch	[REDACTED]	01/10/05	02/17/05	113.06	38	1	4,296
Colorado Boys Ranch	[REDACTED]	06/14/04	01/28/05	113.06	211	1	23,856
<b>Colorado Boys Ranch</b>					<b>10,524</b>	<b>53</b>	<b>1,189,843</b>
DayStar	[REDACTED]	07/29/04	10/26/04	80.00	89	1	7,120
DayStar	[REDACTED]	03/02/02		80.00	365	1	29,200
DayStar	[REDACTED]	07/01/00		80.00	365	1	29,200
DayStar	[REDACTED]	12/28/00		80.00	365	1	29,200
DayStar	[REDACTED]	07/30/04		80.00	336	1	26,880
<b>DayStar</b>					<b>1,520</b>	<b>5</b>	<b>121,600</b>
Devereux (Arizona) - TGH	[REDACTED]	09/17/03	08/29/04	38.00	59	1	2,242
<b>Devereux (Arizona)</b>					<b>59</b>	<b>1</b>	<b>2,242</b>
Devereux Glenholme (Regular)	[REDACTED]	09/07/04	01/01/05	29.25	116	1	3,393
Devereux Glenholme (Intensive)	[REDACTED]	01/01/05	03/29/05	29.25	87		2,545
<b>Devereux Glenholme</b>					<b>203</b>	<b>1</b>	<b>5,938</b>
Devereux Cleo Wallace	[REDACTED]	10/11/04		140.00	263	1	36,820
Devereux Cleo Wallace	[REDACTED]	03/04/04	06/09/05	140.00	343	1	48,020
Devereux Cleo Wallace	[REDACTED]	03/29/05		140.00	94	1	13,160
Devereux Cleo Wallace	[REDACTED]	11/03/04		140.00	240	1	33,600
Devereux Cleo Wallace	[REDACTED]	07/22/04		140.00	344	1	48,160
Devereux Cleo Wallace	[REDACTED]	07/07/03	07/18/04	140.00	17	1	2,380
Devereux Cleo Wallace	[REDACTED]	08/26/02		140.00	365	1	51,100
Devereux Cleo Wallace	[REDACTED]	03/08/05		140.00	115	1	16,100
Devereux Cleo Wallace	[REDACTED]	02/21/05		140.00	130	1	18,200
Devereux Cleo Wallace	[REDACTED]	06/28/04	08/07/04	140.00	37	1	5,180
Devereux Cleo Wallace	[REDACTED]	08/16/04	06/08/05	140.00	296	1	41,440
Devereux Cleo Wallace	[REDACTED]	07/19/04		140.00	347	1	48,580
Devereux Cleo Wallace	[REDACTED]	03/28/05		140.00	95	1	13,300
Devereux Cleo Wallace	[REDACTED]	04/08/04		140.00	365	1	51,100
Devereux Cleo Wallace	[REDACTED]	02/04/05		140.00	147	1	20,580



**OUT OF STATE PLACEMENT  
MENTAL HEALTH SERVICES  
FY 2004 - 2005**

OUT-OF-STATE CONTRACTORS	MIS #	IN PLACEMENT		DMH RATE	DMH DAYS	CLIENT COUNT	TOTAL AMOUNT
		START	STOP				
Devereux Cleo Wallace	[REDACTED]	05/26/05		140.00	36	1	5,040
Devereux Cleo Wallace	[REDACTED]	04/11/05		140.00	81	1	11,340
Devereux Cleo Wallace	[REDACTED]	06/28/01	09/03/04	140.00	64	1	8,960
Devereux Cleo Wallace	[REDACTED]	08/30/02	01/23/05	140.00	206	1	28,840
Devereux Cleo Wallace	[REDACTED]	09/17/04		140.00	287	1	40,180
<b>Devereux Cleo Wallace</b>					<b>3,872</b>	<b>20</b>	<b>542,080</b>
Devereux (Texas) - League	[REDACTED]	11/07/03	01/14/05	100.72	197	1	19,842
Devereux (Texas) - League	[REDACTED]	11/05/03	10/04/04	143.11	95	1	13,595
Devereux (Texas) - League	[REDACTED]	10/04/04	05/27/05	138.10	235		32,454
Devereux (Texas) - League	[REDACTED]	10/04/04		100.72	270	1	27,194
Devereux (Texas) - League	[REDACTED]	03/07/05		100.72	116	1	11,684
Devereux (Texas) - League	[REDACTED]	12/10/04	05/27/05	100.72	168	1	16,921
Devereux (Texas) - League	[REDACTED]	05/28/04		100.72	365	1	36,763
Devereux (Texas) - League	[REDACTED]	11/15/02	12/24/04	143.11	176	1	25,187
Devereux (Texas) - League	[REDACTED]	12/16/04	05/27/05	100.72	162	1	16,317
Devereux (Texas) - League	[REDACTED]	01/15/03	09/22/04	143.11	83	1	11,878
Devereux (Texas) - League	[REDACTED]	09/22/04	12/22/04	138.10	91		12,567
Devereux (Texas) - League	[REDACTED]	08/06/04		143.11	329	1	47,083
Devereux (Texas) - League	[REDACTED]	12/15/03		100.72	365	1	36,763
Devereux (Texas) - Victoria	[REDACTED]	06/13/05		57.20	18	1	1,030
Devereux (Texas) - League	[REDACTED]	09/10/03	01/02/05	143.11	185	1	26,475
Devereux (Texas) - League	[REDACTED]	05/28/04		100.72	365	1	36,763
Devereux (Texas) - League	[REDACTED]	08/21/04		143.11	314	1	44,937
Devereux (Texas) - League	[REDACTED]	10/18/02	08/27/04	100.72	57	1	5,741
Devereux (Texas) - League	[REDACTED]	12/15/03		143.11	365	1	52,235
Devereux (Texas) - League	[REDACTED]	02/19/04		138.10	365	1	50,407
Devereux (Texas) - League	[REDACTED]	08/04/04		143.11	331	1	47,369
Devereux (Texas) - League	[REDACTED]	03/13/03	07/29/04	143.11	28	1	4,007
Devereux (Texas) - League	[REDACTED]	09/05/03	11/18/04	143.11	140	1	20,035
Devereux (Texas) - League	[REDACTED]	02/14/05		143.11	137	1	19,606
Devereux (Texas) - League	[REDACTED]	10/27/03	03/25/05	143.11	267	1	38,210
Devereux (Texas) - League	[REDACTED]	04/01/05	04/29/05	143.11	28	1	4,007
Devereux (Texas) - League	[REDACTED]	05/26/05		100.72	36	1	3,626
Devereux (Texas) - League	[REDACTED]	10/16/02	01/14/05	100.72	197	1	19,842
Devereux (Texas) - League	[REDACTED]	11/07/03	02/24/05	100.72	238	1	23,971



**OUT OF STATE PLACEMENT  
MENTAL HEALTH SERVICES  
FY 2004 - 2005**

OUT-OF-STATE CONTRACTORS	MIS #	IN PLACEMENT		DMH RATE	DMH DAYS	CLIENT COUNT	TOTAL AMOUNT
		START	STOP				
Devereux (Texas) - League	[REDACTED]	06/23/03	09/20/04	143.11	81	1	11,592
Devereux (Texas) - League	[REDACTED]	09/20/04		100.72	284	1	28,604
Devereux (Texas) - League	[REDACTED]	03/10/03	04/07/05	138.10	280	1	38,668
Devereux (Texas) - League	[REDACTED]	06/28/04	05/16/05	100.72	319	1	32,130
Devereux (Texas) - League	[REDACTED]	05/18/05		100.72	44	1	4,432
Devereux (Texas) - League	[REDACTED]	05/31/05		100.72	31	1	3,122
Devereux (Texas) - League	[REDACTED]	08/15/02		138.10	365	1	50,407
Devereux (Texas) - League	[REDACTED]	05/25/04	05/27/05	143.11	330	1	47,226
Devereux (Texas) - League	[REDACTED]	03/16/05		100.72	107	1	10,777
Devereux (Texas) - League	[REDACTED]	03/30/05		143.11	93	1	13,309
Devereux (Texas) - League	[REDACTED]	09/24/04		100.72	280	1	28,202
Devereux (Texas) - League	[REDACTED]	11/02/03	11/01/04	100.72	123	1	12,389
Devereux (Texas) - League	[REDACTED]	06/04/03	04/07/05	100.72	280	1	28,202
Devereux (Texas) - League	[REDACTED]	04/07/05		138.10	85		11,739
Devereux (Texas) - League	[REDACTED]	09/30/04		143.11	274	1	39,212
Devereux (Texas) - League	[REDACTED]	11/11/04		100.72	232	1	23,367
Devereux (Texas) - League	[REDACTED]	08/05/04		100.72	330	1	33,238
Devereux (Texas) - League	[REDACTED]	06/20/05		100.72	11	1	1,108
Devereux (Texas) - League	[REDACTED]	04/12/05		143.11	80	1	11,449
Devereux (Texas) - League	[REDACTED]	05/04/05		143.11	58	1	8,300
Devereux (Texas) - League	[REDACTED]	12/01/04	05/27/05	100.72	177	1	17,827
Devereux (Texas) - League	[REDACTED]	09/08/04		143.11	296	1	42,361
Devereux (Texas) - League	[REDACTED]	10/30/01	08/27/04	100.72	57	1	5,741
Devereux (Texas) - League	[REDACTED]	06/19/04	09/09/04	143.11	70	1	10,018
Devereux (Texas) - Victor.-Adult	[REDACTED]	05/12/04		23.03	365	1	8,406
Devereux (Texas) - League	[REDACTED]	02/21/05	03/25/05	143.11	32	1	4,580
Devereux (Texas) - Victoria	[REDACTED]	06/10/04	01/17/05	57.20	200	1	11,440
Devereux (Texas) - League	[REDACTED]	06/13/05		143.11	18	1	2,576
Devereux (Texas) - League	[REDACTED]	11/15/02	07/19/04	138.10	18	1	2,486
Devereux (Texas) - League	[REDACTED]	11/06/01	06/17/05	138.10	351	1	48,473
Devereux (Texas) - League	[REDACTED]	10/21/03	07/09/04	100.72	8	1	806
Devereux (Texas) - League	[REDACTED]	11/18/04		100.72	225	1	22,662
Devereux (Texas) - League	[REDACTED]	08/19/03		143.11	365	1	52,235
Devereux (Texas) - League	[REDACTED]	04/11/05		100.72	81	1	8,158
Devereux (Texas) - League	[REDACTED]	05/15/03	02/17/05	100.72	231	1	23,266



**OUT OF STATE PLACEMENT  
MENTAL HEALTH SERVICES  
FY 2004 - 2005**

OUT-OF-STATE CONTRACTORS	MIS #	IN PLACEMENT		DMH RATE	DMH DAYS	CLIENT COUNT	TOTAL AMOUNT
		START	STOP				
Devereux (Texas) - League	[REDACTED]	02/17/05		138.10	134		18,505
Devereux (Texas) - Victor.-Adult	[REDACTED]	05/14/04	06/22/05	23.03	356	1	8,199
Devereux (Texas) - League	[REDACTED]	12/11/03	10/19/04	143.11	110	1	15,742
Devereux (Texas) - League	[REDACTED]	02/12/04	06/29/05	100.72	363	1	36,561
Devereux (Texas) - League	[REDACTED]	06/29/05		138.10	2		276
Devereux (Texas) - League	[REDACTED]	04/16/04		143.11	365	1	52,235
Devereux (Texas) - League	[REDACTED]	04/21/04	12/31/04	100.72	183	1	18,432
Devereux (Texas) - League	[REDACTED]	08/29/03	04/07/05	100.72	280	1	28,202
Devereux (Texas) - League	[REDACTED]	02/21/05	05/28/05	143.11	96	1	13,739
Devereux (Texas) - League	[REDACTED]	05/28/05		138.10	34		4,695
Devereux (Texas) - League	[REDACTED]	07/08/04		143.11	358	1	51,233
Devereux (Texas) - League	[REDACTED]	05/27/05		100.72	35	1	3,525
Devereux (Texas) - Victoria	[REDACTED]	07/01/02		57.20	365	1	20,878
Devereux (Texas) - League	[REDACTED]	11/19/04		143.11	224	1	32,057
Devereux (Texas) - Victoria	[REDACTED]	10/28/03		57.20	365	1	20,878
Devereux (Texas) - League	[REDACTED]	01/08/05		143.11	174	1	24,901
Devereux (Texas) - League	[REDACTED]	11/22/03		143.11	365	1	52,235
Devereux (Texas) - League	[REDACTED]	11/13/03	08/05/04	143.11	35	1	5,009
Devereux (Texas) - League	[REDACTED]	08/05/04	05/27/05	138.10	295		40,740
Devereux (Texas) - League	[REDACTED]	05/02/05		100.72	60	1	6,043
Devereux (Texas) - Victoria	[REDACTED]	08/27/04	11/04/04	57.20	69	1	3,947
Devereux (Texas) - Victoria	[REDACTED]	01/07/05		57.20	175	1	10,010
Devereux (Texas) - League	[REDACTED]	10/22/04		100.72	252	1	25,381
Devereux (Texas) - Victor.-Adult	[REDACTED]	06/02/05		23.03	29	1	668
Devereux (Texas) - League	[REDACTED]	11/08/01	05/28/05	138.10	331	1	45,711
Devereux (Texas) - League	[REDACTED]	09/07/04		143.11	297	1	42,504
Devereux (Texas) - Victoria	[REDACTED]	01/05/05	06/16/05	57.20	162	1	9,266
Devereux (Texas) - League	[REDACTED]	08/14/03		143.11	365	1	52,235
Devereux (Texas) - League	[REDACTED]	01/12/05		143.11	170	1	24,329
Devereux (Texas) - League	[REDACTED]	11/21/03		100.72	365	1	36,763
Devereux (Texas) - League	[REDACTED]	02/06/04	08/20/04	100.72	50	1	5,036
Devereux (Texas) - League	[REDACTED]	02/02/05		143.11	149		21,323
Devereux (Texas) - League	[REDACTED]	12/17/04		143.11	196	1	28,050
Devereux (Texas) - League	[REDACTED]	08/19/04	04/05/05	143.11	229	1	32,772
Devereux (Texas) - League	[REDACTED]	10/07/04	05/26/05	143.11	231	1	33,058



**OUT OF STATE PLACEMENT  
MENTAL HEALTH SERVICES  
FY 2004 - 2005**

OUT-OF-STATE CONTRACTORS	MIS #	IN PLACEMENT		DMH RATE	DMH DAYS	CLIENT COUNT	TOTAL AMOUNT
		START	STOP				
Devereux (Texas) - League	████████	07/02/04	09/23/04	100.72	83	1	8,360
Devereux (Texas) - League	████████	09/23/04		138.10	281		38,806
Devereux (Texas) - Victoria	████████	02/20/03	04/11/05	57.20	284	1	16,245
Devereux (Texas) - League	████████	04/25/05		100.72	67	1	6,748
Devereux (Texas) - League	████████	05/09/05		143.11	53	1	7,585
Devereux (Texas) - Victor.-Adult	████████	07/05/04		23.03	361	1	8,314
Devereux (Texas) - League	████████	04/12/04		138.10	365	1	50,407
Devereux (Texas) - League	████████	03/11/05		100.72	112	1	11,281
Devereux (Texas) - League	████████	02/10/04	07/21/04	143.11	20	1	2,862
Devereux (Texas) - League	████████	07/21/04		138.10	345		47,645
Devereux (Texas) - League	████████	04/05/05		143.11	87	1	12,451
Devereux (Texas) - League	████████	12/28/04		143.11	185	1	26,475
Devereux (Texas) - League	████████	08/25/04		143.11	310	1	44,364
Devereux (Texas) - League	████████	03/23/05		143.11	100	1	14,311
Devereux (Texas) - League	████████	06/22/05		143.11	9	1	1,288
Devereux (Texas) - Victor.-Adult	████████	10/26/04		23.03	248	1	5,711
Devereux (Texas) - League	████████	04/23/03	11/16/04	143.11	138	1	19,749
Devereux (Texas) - League	████████	07/05/04		100.72	361	1	36,360
Devereux (Texas) - League	████████	10/30/04		143.11	244	1	34,919
Devereux (Texas) - League	████████	07/20/04		143.11	346	1	49,516
Devereux (Texas) - League	████████	10/13/03	09/27/04	138.10	88	1	12,153
Devereux (Texas) - League	████████	06/30/05		100.72	1	1	101
Devereux (Texas) - League	████████	02/24/03	01/11/05	100.72	194	1	19,540
Devereux (Texas) - League	████████	03/10/05	04/05/05	100.72	26	1	2,619
Devereux (Texas) - League	████████	04/05/05		143.11	87	1	12,451
Devereux (Texas) - League	████████	12/15/03	05/31/05	143.11	334	1	47,799
Devereux (Texas) - League	████████	05/31/05		100.72	31		3,122
Devereux (Texas) - League	████████	10/12/04		138.10	262	1	36,182
<b>Devereux (Texas)</b>					<b>24,195</b>	<b>116</b>	<b>2,807,515</b>
Griffith Centers for Children	████████	08/15/03		127.00	365	1	46,355
Griffith Centers for Children	████████	07/22/04		127.00	344	1	43,688
<b>Griffith Centers for Children</b>					<b>709</b>	<b>2</b>	<b>90,043</b>
Excelsior Youth Centers	████████	02/09/05	05/09/05	51.36	89	1	4,571
Excelsior Youth Centers	████████	12/20/04		51.36	193	1	9,912
Excelsior Youth Centers	████████	01/07/05		51.36	175	1	8,988



**OUT OF STATE PLACEMENT  
MENTAL HEALTH SERVICES  
FY 2004 - 2005**

OUT-OF-STATE CONTRACTORS	MIS #	IN PLACEMENT		DMH RATE	DMH DAYS	CLIENT COUNT	TOTAL AMOUNT	
		START	STOP					
Excelsior Youth Centers	██████████	08/27/03	10/13/04	51.36	104	1	5,341	
Excelsior Youth Centers	██████████	02/25/05		51.36	126	1	6,471	
Excelsior Youth Centers	██████████	05/11/05		51.36	51	1	2,619	
Excelsior Youth Centers	██████████	03/10/04		51.36	365	1	18,746	
Excelsior Youth Centers	██████████	09/16/04		51.36	288	1	14,792	
Excelsior Youth Centers	██████████	02/11/05		51.36	140	1	7,190	
Excelsior Youth Centers	██████████	04/30/05		51.36	62	1	3,184	
Excelsior Youth Centers	██████████	05/09/03	08/01/04	51.36	31	1	1,592	
Excelsior Youth Centers	██████████	08/11/04	10/04/04	51.36	54		2,773	
Excelsior Youth Centers	██████████	03/25/04	12/15/04	51.36	167	1	8,577	
Excelsior Youth Centers	██████████	12/17/04	12/20/04	51.36	3		154	
Excelsior Youth Centers	██████████	04/23/04	05/17/05	51.36	320	1	16,435	
Excelsior Youth Centers	██████████	04/01/02	08/07/04	51.36	37	1	1,900	
Excelsior Youth Centers	██████████	06/25/04		51.36	365	1	18,746	
Excelsior Youth Centers	██████████	09/09/04	12/15/04	51.36	97	1	4,982	
Excelsior Youth Centers	██████████	12/21/04	03/26/05	51.36	95		4,879	
Excelsior Youth Centers	██████████	02/21/04		51.36	365	1	18,746	
Excelsior Youth Centers	██████████	09/27/04		51.36	277	1	14,227	
Excelsior Youth Centers	██████████	01/04/05		51.36	178	1	9,142	
Excelsior Youth Centers	██████████	11/24/03		51.36	365	1	18,746	
Excelsior Youth Centers	██████████	06/11/05		51.36	20	1	1,027	
Excelsior Youth Centers	██████████	11/03/03	09/22/04	51.36	83	1	4,263	
Excelsior Youth Centers	██████████	03/29/05	05/17/05	51.36	49		2,517	
Excelsior Youth Centers	██████████	05/21/05		51.36	41	1	2,106	
Excelsior Youth Centers	██████████	03/05/05		51.36	118	1	6,060	
Excelsior Youth Centers	██████████	09/08/04		51.36	296	1	15,203	
Excelsior Youth Centers	██████████	04/29/04	09/10/04	51.36	71	1	3,647	
<b>Excelsior Youth Centers</b>					<b>4,625</b>	<b>26</b>	<b>237,540</b>	
Grove School	██████████	10/01/03	08/31/04		61	1	-	*
<b>Grove School</b>					<b>61</b>	<b>1</b>	<b>-</b>	
Forest Heights	██████████	06/06/05		53.92	25	1	1,348	
Forest Heights	██████████	06/07/05		53.92	24	1	1,294	
<b>Forest Heights</b>					<b>49</b>	<b>2</b>	<b>2,642</b>	
Heritage Center	██████████	03/12/05		57.00	111	1	6,327	
Heritage Center	██████████	04/12/05		57.00	80	1	4,560	



**OUT OF STATE PLACEMENT  
MENTAL HEALTH SERVICES  
FY 2004 - 2005**

OUT-OF-STATE CONTRACTORS	MIS #	IN PLACEMENT		DMH RATE	DMH DAYS	CLIENT COUNT	TOTAL AMOUNT
		START	STOP				
Heritage Center	[REDACTED]	01/04/05		57.00	178	1	10,146
Heritage Center	[REDACTED]	05/18/05		57.00	44	1	2,508
Heritage Center	[REDACTED]	06/09/05		57.00	22	1	1,254
Heritage Center	[REDACTED]	01/13/05		57.00	169	1	9,633
Heritage Center	[REDACTED]	02/02/05		57.00	149	1	8,493
Heritage Center	[REDACTED]	04/02/05		57.00	90	1	5,130
Heritage Center	[REDACTED]	01/14/05		57.00	168	1	9,576
Heritage Center	[REDACTED]	06/02/05		57.00	29	1	1,653
Heritage Center	[REDACTED]	04/11/05		57.00	81	1	4,617
Heritage Center	[REDACTED]	01/02/04		57.00	365	1	20,805
Heritage Center	[REDACTED]	02/24/03	09/02/04	57.00	63	1	3,591
Heritage Center	[REDACTED]	10/08/04		57.00	266	1	15,162
Heritage Center	[REDACTED]	12/30/03		57.00	365	1	20,805
Heritage Center	[REDACTED]	04/06/05		57.00	86	1	4,902
Heritage Center	[REDACTED] 7	07/08/04	01/05/05	57.00	181	1	10,317
Heritage Center	[REDACTED]	10/28/04		57.00	246	1	14,022
Heritage Center	[REDACTED] 5	09/09/04	05/05/05	57.00	238	1	13,566
Heritage Center	[REDACTED]	04/26/04	06/24/05	57.00	358	1	20,406
Heritage Center	[REDACTED]	12/20/04		57.00	193	1	11,001
Heritage Center	[REDACTED]	02/11/04		57.00	365	1	20,805
Heritage Center	[REDACTED]	01/17/05		57.00	165	1	9,405
Heritage Center	[REDACTED]	05/15/03	09/01/04	57.00	62	1	3,534
Heritage Center	[REDACTED] 1081260	07/26/04		57.00	340	1	19,380
Heritage Center	[REDACTED]	12/17/03		57.00	365	1	20,805
Heritage Center	[REDACTED]	03/06/03	08/12/04	57.00	42	1	2,394
Heritage Center	[REDACTED]	08/21/03	10/31/04	57.00	122	1	6,954
Heritage Center	[REDACTED]	04/01/05		57.00	91	1	5,187
Heritage Center	[REDACTED]	06/24/05		57.00	7	1	399
Heritage Center	[REDACTED]	10/26/04		57.00	248	1	14,136
Heritage Center	[REDACTED]	08/01/03		57.00	365	1	20,805
Heritage Center	[REDACTED]	08/09/04	12/29/04	57.00	142	1	8,094
Heritage Center	[REDACTED]	05/01/05		57.00	61		3,477
Heritage Center	[REDACTED]	01/06/03	09/19/04	57.00	80	1	4,560
Heritage Center	[REDACTED]	01/05/04	11/19/04	57.00	141	1	8,037
Heritage Center	[REDACTED]	11/26/04		57.00	217	1	12,369



**OUT OF STATE PLACEMENT  
MENTAL HEALTH SERVICES  
FY 2004 - 2005**

OUT-OF-STATE CONTRACTORS	MIS #	IN PLACEMENT		DMH RATE	DMH DAYS	CLIENT COUNT	TOTAL AMOUNT
		START	STOP				
Heritage Center	██████2	07/04/04		57.00	362	1	20,634
Heritage Center	██████	02/10/05		57.00	141	1	8,037
Heritage Center	██████	06/02/04		57.00	365	1	20,805
Heritage Center	██████0	06/15/05		57.00	16	1	912
Heritage Center	██████	08/30/03	09/19/04	57.00	80	1	4,560
Heritage Center	██████	01/07/02	11/27/04	57.00	149	1	8,493
Heritage Center	██████	11/18/04		57.00	225	1	12,825
Heritage Center	██████	04/25/05		57.00	67	1	3,819
Heritage Center	██████4	08/16/04	06/28/05	57.00	316	1	18,012
Heritage Center	██████	02/28/05		57.00	123	1	7,011
Heritage Center	██████	07/16/03	04/01/05	57.00	274	1	15,618
Heritage Center	██████	02/08/05		57.00	143	1	8,151
Heritage Center	██████	06/08/05		57.00	23	1	1,311
Heritage Center	██████	06/20/05		57.00	11	1	627
Heritage Center	██████	08/16/04	02/03/05	57.00	171	1	9,747
Heritage Center	██████	04/26/05	06/30/05	57.00	65	1	3,705
Heritage Center	██████	07/06/04		57.00	360	1	20,520
Heritage Center	██████	04/02/03	08/09/04	57.00	39	1	2,223
Heritage Center	██████	04/29/05		57.00	63	1	3,591
Heritage Center	██████	09/13/04		57.00	291	1	16,587
Heritage Center	██████	12/20/04		57.00	193	1	11,001
Heritage Center	██████	07/29/04	04/26/05	57.00	271	1	15,447
Heritage Center	██████	02/05/05		57.00	146	1	8,322
Heritage Center	██████	04/12/04	02/11/05	57.00	225	1	12,825
Heritage Center	██████	08/23/04	04/08/05	57.00	228	1	12,996
Heritage Center	██████	05/05/04	02/06/05	57.00	220	1	12,540
Heritage Center	██████	05/13/05		57.00	49	1	2,793
Heritage Center	██████	04/06/05		57.00	86	1	4,902
Heritage Center	██████	06/18/05		57.00	13	1	741
Heritage Center	██████	11/24/04	06/17/05	57.00	205	1	11,685
Heritage Center	██████	12/27/04		57.00	186	1	10,602
Heritage Center	██████	06/13/05		57.00	18	1	1,026
Heritage Center	██████	06/03/04	12/03/04	57.00	155	1	8,835
Heritage Center	██████	05/23/05		57.00	39	1	2,223
Heritage Center	██████	03/31/04	01/26/05	57.00	209	1	11,913



**OUT OF STATE PLACEMENT  
MENTAL HEALTH SERVICES  
FY 2004 - 2005**

OUT-OF-STATE CONTRACTORS	MIS #	IN PLACEMENT		DMH RATE	DMH DAYS	CLIENT COUNT	TOTAL AMOUNT
		START	STOP				
Heritage Center	[REDACTED]	09/03/03	08/15/04	57.00	45	1	2,565
Heritage Center	[REDACTED]	10/18/03	04/08/05	57.00	281	1	16,017
Heritage Center	[REDACTED]	02/04/03	01/26/05	57.00	209	1	11,913
Heritage Center	184599	07/25/02	11/12/04	57.00	134	1	7,638
Heritage Center	[REDACTED]	12/27/02	10/22/04	57.00	113	1	6,441
Heritage Center	[REDACTED]	09/12/04		57.00	292	1	16,644
Heritage Center	[REDACTED]	03/13/03	04/21/05	57.00	294	1	16,758
Heritage Center	[REDACTED]	11/12/03	02/11/05	57.00	225	1	12,825
Heritage Center	[REDACTED]	04/09/05		57.00	83	1	4,731
Heritage Center	[REDACTED]	11/26/04		57.00	217	1	12,369
Heritage Center	[REDACTED]	02/04/05		57.00	147	1	8,379
Heritage Center	[REDACTED]	08/13/03	04/15/05	57.00	288	1	16,416
<b>Heritage Center</b>					<b>14,150</b>	<b>83</b>	<b>806,550</b>
Intermountain Children's Home	[REDACTED]	01/20/03		56.16	365	1	20,498
Intermountain Children's Home	[REDACTED]	03/01/05		56.16	122	1	6,852
<b>Intermountain Children's Home</b>					<b>487</b>	<b>2</b>	<b>27,350</b>
MHS / Logan River Academy	[REDACTED]	03/31/04	12/22/04	77.41	174	1	13,469
MHS / Logan River Academy	[REDACTED]	04/23/03	08/23/04	77.41	53	1	4,103
MHS / Logan River Academy	[REDACTED]	04/30/05		77.41	62	1	4,799
MHS / Logan River Academy	[REDACTED]	05/19/04	05/25/05	77.41	328	1	25,390
MHS / Logan River Academy	[REDACTED]	01/14/05		77.41	168	1	13,005
MHS / Logan River Academy	[REDACTED]	09/02/04		77.41	302	1	23,378
MHS / Logan River Academy	[REDACTED]	12/30/03	08/12/04	77.41	42	1	3,251
MHS / Logan River Academy	[REDACTED]	07/20/04	04/11/05	77.41	265	1	20,514
MHS / Logan River Academy	[REDACTED]	07/06/04		77.41	360	1	27,868
MHS / Logan River Academy	[REDACTED]	05/27/04	04/15/05	77.41	288	1	22,294
MHS / Logan River Academy	[REDACTED]	08/10/04	06/15/05	77.41	309	1	23,920
MHS / Logan River Academy	[REDACTED]	10/28/03	12/22/04	77.41	174	1	13,469
MHS / Logan River Academy	[REDACTED]	09/13/04		77.41	291	1	22,526
MHS / Logan River Academy	[REDACTED]	06/09/04	06/03/05	77.41	337	1	26,087
MHS / Logan River Academy	[REDACTED]	10/04/04		77.41	270	1	20,901
MHS / Logan River Academy	[REDACTED]	08/01/04		77.41	334	1	25,855
MHS / Logan River Academy	[REDACTED]	06/22/05		77.41	9	1	697
MHS / Logan River Academy	[REDACTED]	06/27/05		77.41	4	1	310
MHS / Logan River Academy	[REDACTED]	11/11/04		77.41	232	1	17,959



**OUT OF STATE PLACEMENT  
MENTAL HEALTH SERVICES  
FY 2004 - 2005**

OUT-OF-STATE CONTRACTORS	MIS #	IN PLACEMENT		DMH RATE	DMH DAYS	CLIENT COUNT	TOTAL AMOUNT
		START	STOP				
MHS / Logan River Academy	[REDACTED]	04/12/05		77.41	80	1	6,193
<b>MHS / Logan River Academy</b>					4,082	20	315,988
MHS / Provo Canyon School	[REDACTED]	11/17/04		72.00	226	1	16,272
MHS / Provo Canyon School	[REDACTED]	02/09/04	08/23/04	72.00	53	1	3,816
MHS / Provo Canyon School	[REDACTED]	12/15/04		72.00	198		14,256
MHS / Provo Canyon School	[REDACTED]	06/18/04	02/24/05	72.00	238	1	17,136
MHS / Provo Canyon School	[REDACTED]	03/07/05		72.00	116	1	8,352
MHS / Provo Canyon School	[REDACTED]	05/02/05		72.00	60	1	4,320
MHS / Provo Canyon School	[REDACTED]	12/29/03		72.00	365	1	26,280
MHS / Provo Canyon School	[REDACTED]	01/14/05		72.00	168	1	12,096
MHS / Provo Canyon School	[REDACTED]	01/03/05		72.00	179	1	12,888
MHS / Provo Canyon School	[REDACTED]	06/05/03	08/09/04	72.00	39	1	2,808
MHS / Provo Canyon School	[REDACTED]	07/05/03	08/09/04	72.00	39	1	2,808
MHS / Provo Canyon School	[REDACTED]	02/08/05		72.00	143	1	10,296
MHS / Provo Canyon School	[REDACTED]	09/30/04	05/27/05	72.00	239	1	17,208
MHS / Provo Canyon School	[REDACTED]	12/05/03	03/03/05	72.00	245	1	17,640
MHS / Provo Canyon School	[REDACTED]	01/14/05		72.00	168	1	12,096
MHS / Provo Canyon School	[REDACTED]	06/09/05		72.00	22	1	1,584
MHS / Provo Canyon School	[REDACTED]	02/07/05	04/24/05	72.00	76	1	5,472
MHS / Provo Canyon School	[REDACTED]	09/18/02	08/26/04	72.00	56	1	4,032
MHS / Provo Canyon School	[REDACTED]	12/02/04		72.00	211	1	15,192
MHS / Provo Canyon School	[REDACTED]	10/16/03	12/23/04	72.00	175	1	12,600
MHS / Provo Canyon School	[REDACTED]	01/05/05	04/25/05	72.00	110	1	7,920
MHS / Provo Canyon School	[REDACTED]	02/28/04	11/23/04	72.00	145	1	10,440
MHS / Provo Canyon School	[REDACTED]	04/27/04	10/15/04	72.00	106	1	7,632
MHS / Provo Canyon School	[REDACTED]	10/04/04		72.00	270	1	19,440
MHS / Provo Canyon School	[REDACTED]	03/31/04	04/28/05	72.00	301	1	21,672
MHS / Provo Canyon School	[REDACTED]	11/04/03	08/20/04	72.00	50	1	3,600
MHS / Provo Canyon School	[REDACTED]	04/16/03		72.00	365	1	26,280
MHS / Provo Canyon School	[REDACTED]	02/11/05		72.00	140	1	10,080
MHS / Provo Canyon School	[REDACTED]	11/29/04		72.00	214	1	15,408
MHS / Provo Canyon School	[REDACTED]	10/11/04		72.00	263	1	18,936
MHS / Provo Canyon School	[REDACTED]	01/04/05	05/01/05	72.00	117	1	8,424
MHS / Provo Canyon School	[REDACTED]	01/10/05		72.00	172	1	12,384
MHS / Provo Canyon School	[REDACTED]	11/29/04		72.00	214	1	15,408



**OUT OF STATE PLACEMENT  
MENTAL HEALTH SERVICES  
FY 2004 - 2005**

OUT-OF-STATE CONTRACTORS	MIS #	IN PLACEMENT		DMH RATE	DMH DAYS	CLIENT COUNT	TOTAL AMOUNT
		START	STOP				
MHS / Provo Canyon School	[REDACTED]	11/26/04	06/30/05	72.00	216	1	15,552
MHS / Provo Canyon School	[REDACTED]	04/25/03	12/22/04	72.00	174	1	12,528
MHS / Provo Canyon School	[REDACTED]	03/23/05		72.00	100	1	7,200
MHS / Provo Canyon School	[REDACTED]	10/02/03	10/29/04	72.00	120	1	8,640
MHS / Provo Canyon School	[REDACTED]	12/10/03		72.00	365	1	26,280
MHS / Provo Canyon School	[REDACTED]	06/21/03		72.00	365	1	26,280
MHS / Provo Canyon School	[REDACTED]	07/24/03		72.00	365	1	26,280
MHS / Provo Canyon School	[REDACTED]	05/16/05		72.00	46	1	3,312
MHS / Provo Canyon School	[REDACTED]	10/28/04	04/29/05	72.00	183	1	13,176
MHS / Provo Canyon School	[REDACTED]	05/21/04		72.00	365	1	26,280
MHS / Provo Canyon School	[REDACTED]	03/09/04	05/07/05	72.00	310	1	22,320
MHS / Provo Canyon School	[REDACTED]	08/18/04		72.00	317	1	22,824
MHS / Provo Canyon School	[REDACTED]	08/21/03	04/29/05	72.00	302	1	21,744
MHS / Provo Canyon School	[REDACTED]	06/25/03	08/20/04	72.00	50	1	3,600
MHS / Provo Canyon School	[REDACTED]	03/03/05		72.00	120	1	8,640
MHS / Provo Canyon School	[REDACTED]	03/26/04	08/08/04	72.00	38	1	2,736
MHS / Provo Canyon School	[REDACTED]	04/02/05		72.00	90	1	6,480
MHS / Provo Canyon School	[REDACTED]	10/25/03	08/07/04	72.00	37	1	2,664
MHS / Provo Canyon School	[REDACTED]	08/19/04	02/25/05	72.00	190	1	13,680
MHS / Provo Canyon School	[REDACTED]	04/30/04	06/10/05	72.00	344	1	24,768
MHS / Provo Canyon School	[REDACTED]	09/19/03	03/16/05	72.00	258	1	18,576
MHS / Provo Canyon School	[REDACTED]	01/10/05		72.00	172	1	12,384
MHS / Provo Canyon School	[REDACTED]	08/23/02	08/06/04	72.00	36	1	2,592
MHS / Provo Canyon School	[REDACTED]	11/24/03	02/25/05	72.00	239	1	17,208
MHS / Provo Canyon School	[REDACTED]	08/13/04	03/28/05	72.00	227	1	16,344
MHS / Provo Canyon School	[REDACTED]	11/30/04		72.00	213	1	15,336
MHS / Provo Canyon School	[REDACTED]	12/27/04		72.00	186	1	13,392
MHS / Provo Canyon School	[REDACTED]	06/22/05		72.00	9	1	648
MHS / Provo Canyon School	[REDACTED]	02/22/05		72.00	129	1	9,288
MHS / Provo Canyon School	[REDACTED]	12/18/03	08/21/04	72.00	51	1	3,672
MHS / Provo Canyon School	[REDACTED]	01/20/04	08/20/04	72.00	50	1	3,600
MHS / Provo Canyon School	[REDACTED]	05/13/05		72.00	49	1	3,528
MHS / Provo Canyon School	[REDACTED]	11/12/03	03/04/05	72.00	246	1	17,712
MHS / Provo Canyon School	1090156	03/12/03	08/20/04	72.00	50	1	3,600
MHS / Provo Canyon School	1090156	03/21/05		72.00	102		7,344



**OUT OF STATE PLACEMENT  
MENTAL HEALTH SERVICES  
FY 2004 - 2005**

OUT-OF-STATE CONTRACTORS	MIS #	IN PLACEMENT		DMH RATE	DMH DAYS	CLIENT COUNT	TOTAL AMOUNT
		START	STOP				
MHS / Provo Canyon School	[REDACTED] 1	04/21/03	09/06/04	72.00	67	1	4,824
MHS / Provo Canyon School	[REDACTED]	03/28/05		72.00	95	1	6,840
MHS / Provo Canyon School	[REDACTED]	06/23/05		72.00	8	1	576
MHS / Provo Canyon School	[REDACTED]	06/24/04	04/27/05	72.00	300	1	21,600
MHS / Provo Canyon School	[REDACTED]	04/18/03		72.00	365	1	26,280
MHS / Provo Canyon School	[REDACTED]	08/19/04	04/29/05	72.00	253	1	18,216
MHS / Provo Canyon School	[REDACTED]	01/17/04	06/20/05	72.00	354	1	25,488
MHS / Provo Canyon School	[REDACTED]	03/18/05		72.00	105	1	7,560
MHS / Provo Canyon School	[REDACTED]	12/19/02	09/04/04	72.00	65	1	4,680
MHS / Provo Canyon School	[REDACTED]	10/08/04		72.00	266	1	19,152
MHS / Provo Canyon School	[REDACTED]	10/27/04		72.00	247	1	17,784
MHS / Provo Canyon School	[REDACTED]	03/04/05		72.00	119	1	8,568
MHS / Provo Canyon School	[REDACTED]	04/04/05		72.00	88	1	6,336
MHS / Provo Canyon School	[REDACTED]	05/13/05		72.00	49	1	3,528
MHS / Provo Canyon School	[REDACTED]	06/05/05		72.00	26	1	1,872
MHS / Provo Canyon School	[REDACTED]	07/05/04	07/17/04	72.00	12	1	864
MHS / Provo Canyon School	[REDACTED]	04/06/05		72.00	86	1	6,192
MHS / Provo Canyon School	[REDACTED]	09/03/03	08/19/04	72.00	49	1	3,528
MHS / Provo Canyon School	[REDACTED]	04/29/04		72.00	365	1	26,280
MHS / Provo Canyon School	[REDACTED]	12/28/04		72.00	185	1	13,320
MHS / Provo Canyon School	[REDACTED]	09/07/04		72.00	297	1	21,384
MHS / Provo Canyon School	[REDACTED]	10/15/02	07/27/04	72.00	26	1	1,872
MHS / Provo Canyon School	[REDACTED]	03/24/03	08/28/04	72.00	58	1	4,176
MHS / Provo Canyon School	[REDACTED]	06/23/03	12/22/04	72.00	174	1	12,528
MHS / Provo Canyon School	[REDACTED]	04/26/04	04/22/05	72.00	295	1	21,240
MHS / Provo Canyon School	[REDACTED]	05/12/04		72.00	365	1	26,280
MHS / Provo Canyon School	[REDACTED]	06/01/04	09/05/04	72.00	66	1	4,752
MHS / Provo Canyon School	[REDACTED]	04/08/03	08/25/04	72.00	55	1	3,960
MHS / Provo Canyon School	[REDACTED]	12/20/02	07/05/04	72.00	4	1	288
MHS / Provo Canyon School	[REDACTED]	05/05/05		72.00	57	1	4,104
MHS / Provo Canyon School	[REDACTED]	05/22/03	08/21/04	72.00	51	1	3,672
MHS / Provo Canyon School	[REDACTED]	04/04/03	09/08/04	72.00	69	1	4,968
MHS / Provo Canyon School	[REDACTED]	06/20/03	12/23/04	72.00	175	1	12,600
MHS / Provo Canyon School	[REDACTED] 5	10/13/04		72.00	261	1	18,792
MHS / Provo Canyon School	[REDACTED]	04/26/04		72.00	365	1	26,280



**OUT OF STATE PLACEMENT  
MENTAL HEALTH SERVICES  
FY 2004 - 2005**

OUT-OF-STATE CONTRACTORS	MIS #	IN PLACEMENT		DMH RATE	DMH DAYS	CLIENT COUNT	TOTAL AMOUNT	
		START	STOP					
MHS / Provo Canyon School	[REDACTED]	12/27/04		72.00	186	1	13,392	
MHS / Provo Canyon School					17,205	102	1,238,760	
The Learning Clinic	[REDACTED]	03/11/03		47.68	200	1	9,536	
The Learning Clinic	[REDACTED]	08/10/04		47.68	179	1	8,535	
The Learning Clinic					379	2	18,071	
New Haven, Inc.	[REDACTED]	06/24/03	07/26/04		25	1	-	*
New Haven, Inc.					25	1	-	
Rancho Valmora	[REDACTED]	10/13/04			261	1	-	*
Rancho Valmora					261	1	-	
Sonia Shankman Orthog. School	[REDACTED]	09/09/03		57.46	365	1	20,973	
Sonia Shankman Orthog. School	[REDACTED]	01/28/05		57.46	154	1	8,849	
Sonia Shankman Orthog. School					519	2	29,822	
Spring Creek Lodge	1966326	11/25/04			218	1	-	*
Spring Creek Lodge					218	1	-	
The Pathway School	[REDACTED]	09/01/04	06/16/05	77.55	288	1	22,334	
The Pathway School					288	1	22,334	
Yellowstone Boys & Girls Ranch	[REDACTED]	01/20/05		75.00	162	1	12,150	
Yellowstone Boys & Girls Ranch	[REDACTED]	11/05/04		75.00	238	1	17,850	
Yellowstone Boys & Girls Ranch					400	2	30,000	
<b>TOTAL:</b>					<b>92,715</b>	<b>495</b>	<b>8,219,246</b>	

Due Process Hearing Settlements/Late Invoices  
 FY 2004/05

OUT-OF-STATE CONTRACTORS	MIS #	FY 2004 - 2005				Total
		FROM	TO	DMH	DCFS	
MHS/ Provo Canyon School		10/22/04	12/28/04	4,824	3,522	8,346
Aspen Solution/Aspen Ranch		05/05/05	06/30/05	4,560	12,026	16,586
Aspen Solution/New Leaf Academy*		11/21/04	06/30/05	-	25,581	25,581
Aspen Solution/Island Veiw		03/01/05	06/29/05	7,440	25,440	32,880
New Heaven Inc.		05/01/05	06/30/05	15,000	-	15,000
MHS/ Logan River		06/15/05	06/16/05	77	124	202
<b>TOTAL:</b>				<b>31,901</b>	<b>66,694</b>	<b>98,595</b>

\* For New Leaf Academy only DCFS has to pay.  
 From November 21, 2004 to March 1, 2005 the rate was 3395.00 per month  
 From March 1, 2005 to August 31, 05 the rate was 3570.00 per month.



Attachments 1b

Due Process Hearing Settlements  
FY 2002/03 - FY 2004/05

Out of State Agencies	MIS #	IN PLACEMENT		FY 2002/03	FY 2003/04	FY 2004/05	Total 3 Years
		START	STOP				
Aspen Solutions/New Leaf Academy	[REDACTED]	9/1/2003	7/22/2004	-	30,409	2,201	32,610
Aspen Solutions/New Leaf Academy	[REDACTED]	1/1/2003	8/31/2004	15,000	30,000	5,000	50,000
Grove School	[REDACTED]	10/1/2003	8/31/2004	-	30,600	6,800	37,400
New Haven, Inc.	[REDACTED]	6/24/2003	7/26/2004	1,158	60,540	4,135	65,833
Spring Creek Lodge	[REDACTED]	11/25/2004	11/30/2004	-	-	14,191	14,191
Vista Adolescent Tx. Ctr. (UT-Tex, Inc.)	[REDACTED]	10/1/2003	6/30/2004	-	40,000	-	40,000
				16,158	191,549	32,327	240,034

Late Invoices and Adjustments to Invoices  
FY 2003/04

OUT-OF-STATE CONTRACTORS	MIS #	IN PLACEMENT		CLIENT COUNT	Amount
		START	STOP		
Alpine Academy	[REDACTED]	6/30/2004	6/30/2004	1	75
Aspen Solutions/Aspen Ranch	1	10/24/2003	6/30/2004	1	14,400
Aspen Solutions/Aspen Ranch	1	3/14/2004	6/30/2004	1	8,720
Devereux (Texas) - League	[REDACTED]	5/14/2004	6/30/2004	1	(3,380)
Devereux (Texas) - League	[REDACTED]	5/12/2004	6/30/2004	1	(3,521)
MHS/Logan River	[REDACTED]	3/31/2004	6/30/2004	1	5,980
					<u>22,275</u>



CASE MANAGEMENT FOR OUT OF STATE PLACEMENT  
 FY 2004 - 2005

Attachment 2

Minor's Name	MIS #	In Placement during FY 2004-2005		UNITS OF SERVICE (IN MINUTES)													TOTAL				
		From	To	Sharon Eno	Zoe Trachtenberg	Mark Bodenstein	Leif Prince	Karin Robbins	Kathryn Stroupe	Jane Morton	Ahuva Brewerman	Doreen Kuwahara	Gill Gottlieb	Kamale Gray	John Donato	Laura McRoberts	Haley Castillo	Veronica Torres	Min.	1.88	
[REDACTED]	[REDACTED]	02/09/05	05/09/05	110311			292004	297882	410875	426093	431581	440892	466625	467839	474066	477246	478257	5052930		275	517.00
[REDACTED]	[REDACTED]	07/01/04	01/18/05		240	1440														1,680	3,158.40
[REDACTED]	[REDACTED]	09/10/04																		745	1,400.60
[REDACTED]	[REDACTED]	07/01/04	11/26/04																	290	545.20
[REDACTED]	[REDACTED]	03/12/05		290																310	582.80
[REDACTED]	[REDACTED]	04/12/05		100																160	300.80
[REDACTED]	[REDACTED]	01/04/05		485			65													550	1,034.00
[REDACTED]	[REDACTED]	07/01/04	11/01/04											980			150			560	1,062.80
[REDACTED]	[REDACTED]	10/11/04															55			1,035	1,945.80
[REDACTED]	[REDACTED]	07/01/04	01/14/05												1170					1,170	2,199.60
[REDACTED]	[REDACTED]	10/04/04	05/27/05												700					700	1,316.00
[REDACTED]	[REDACTED]	06/28/05																		20	37.60
[REDACTED]	[REDACTED]	05/18/05		110																130	244.40
[REDACTED]	[REDACTED]	07/01/04	10/08/04																	475	893.00
[REDACTED]	[REDACTED]	11/17/04																		510	958.80
[REDACTED]	[REDACTED]	05/13/05								480	30									70	131.60
[REDACTED]	[REDACTED]	10/04/04							30											340	639.20
[REDACTED]	[REDACTED]	07/01/04		2395																2,395	4,502.60
[REDACTED]	[REDACTED]	12/20/04					15	395												475	893.00
[REDACTED]	[REDACTED]	03/07/05																		360	676.80
[REDACTED]	[REDACTED]	07/01/04	08/23/04								205									205	385.40
[REDACTED]	[REDACTED]	12/15/04									325									325	611.00
[REDACTED]	[REDACTED]	01/07/05						340												485	911.80
[REDACTED]	[REDACTED]	09/29/04						1440	135											1,575	2,961.00
[REDACTED]	[REDACTED]	07/01/04	02/24/05																	370	695.60
[REDACTED]	[REDACTED]	12/10/04	05/27/05				15													545	1,024.60



CASE MANAGEMENT FOR JUT OF STATE PLACEMENT  
 FY 2004 - 2005

Attachment 2

Minor's Name	MIS #	In Placement during FY 2004-2005		UNITS OF SERVICE (IN MINUTES)												TOTAL					
		From	To	Sharon Eno	110311	Zoe Trachtenberg	Mart Rodenstein	Lori Prince	Karin Robbins	Kathryn Stroupe	Jane Morton	Alvina Briveman	Darleen Kowahira	Gill Gottlieb	Kamale Gray	John Donta	Laura McRoberts	Hardy Castillo	Veronica Torres	Min.	1,88
[REDACTED]	[REDACTED]	03/07/05																	20	250	470.00
[REDACTED]	[REDACTED]	07/01/04														830				830	1,560.40
[REDACTED]	[REDACTED]	07/01/04	06/09/05						715		6880				1425					1,425	2,679.00
[REDACTED]	[REDACTED]	05/02/05									80									295	554.60
[REDACTED]	[REDACTED]	01/13/05							40											365	686.20
[REDACTED]	[REDACTED]	11/08/04	05/06/05								300									450	846.00
[REDACTED]	[REDACTED]	07/01/04	12/24/04						165		620					110				555	1,043.40
[REDACTED]	[REDACTED]	02/25/05																		580	1,090.40
[REDACTED]	[REDACTED]	07/01/04																		620	1,165.60
[REDACTED]	[REDACTED]	03/29/05													595					595	1,118.60
[REDACTED]	[REDACTED]	02/24/05																	20	120	225.60
[REDACTED]	[REDACTED]	07/01/04	12/17/04												475					475	893.00
[REDACTED]	[REDACTED]	01/14/05									300									330	620.40
[REDACTED]	[REDACTED]	12/16/04	05/27/05												15					635	1,193.80
[REDACTED]	[REDACTED]	01/03/05									415									415	780.20
[REDACTED]	[REDACTED]	07/01/04	06/09/04								65									65	122.20
[REDACTED]	[REDACTED]	05/11/05																	20	320	601.60
[REDACTED]	[REDACTED]	07/01/04	08/09/04								70									70	131.60
[REDACTED]	[REDACTED]	12/09/04													490					490	921.20
[REDACTED]	[REDACTED]	09/09/04																		1,735	3,261.80
[REDACTED]	[REDACTED]	02/02/05						725												725	1,363.00
[REDACTED]	[REDACTED]	07/01/04	12/22/04								265								25	290	545.20
[REDACTED]	[REDACTED]	02/08/05																		420	789.60
[REDACTED]	[REDACTED]	08/06/04																		1,165	2,190.20
[REDACTED]	[REDACTED]	08/19/04	08/14/04																15	500	940.00



CASE MANAGEMENT FOR OUT OF STATE PLACEMENT  
 FY 2004 - 2005

Minor's Name	MIS #	In Placement during FY 2004-2005		UNITS OF SERVICE (IN MINUTES)													TOTAL												
		From	To	Sharon Eng	Zoe Trachtenberg	Mark Bodenstern	Lori Prince	Karin Robbins	Kathryn Stoupe	Jane Morton	Anvra Braerman	Darlene Kuvshina	Gill Gottlieb	Kamale Gray	John Donato	Laura McRoberts		Hardy Castillo	Veronica Torres										
[REDACTED]	[REDACTED]	07/01/04		110311																	550					550		1,034.00	
[REDACTED]	[REDACTED]	04/02/05		200																							20	413.60	
[REDACTED]	[REDACTED]	11/03/04																										760	1,428.80
[REDACTED]	[REDACTED]	01/14/05					30																					255	479.40
[REDACTED]	[REDACTED]	09/30/04	05/27/05																									580	1,090.40
[REDACTED]	[REDACTED]	06/02/05																										210	394.80
[REDACTED]	[REDACTED]	04/11/05																										115	216.20
[REDACTED]	[REDACTED]	05/11/05																										85	159.80
[REDACTED]	[REDACTED]	07/01/04				750																						810	1,522.80
[REDACTED]	[REDACTED]	07/22/04																										1,851	3,479.88
[REDACTED]	[REDACTED]	06/13/05				60																						60	112.80
[REDACTED]	[REDACTED]	07/01/04	01/02/05																									1,180	2,218.40
[REDACTED]	[REDACTED]	07/01/04	12/22/04	410																								630	1,184.40
[REDACTED]	[REDACTED]	07/01/04																										815	1,532.20
[REDACTED]	[REDACTED]	07/01/04	03/03/05																									515	968.20
[REDACTED]	[REDACTED]	08/21/04																										620	1,165.60
[REDACTED]	[REDACTED]	07/01/04	08/27/04																									375	705.00
[REDACTED]	[REDACTED]	07/01/04																										680	1,278.40
[REDACTED]	[REDACTED]	07/01/04						1415																				1,525	2,867.00
[REDACTED]	[REDACTED]	09/16/04						580																				910	1,710.80
[REDACTED]	[REDACTED]	07/01/04	12/20/04																									490	921.20
[REDACTED]	[REDACTED]	07/03/04																										915	1,730.20
[REDACTED]	[REDACTED]	07/01/04																										1,155	2,171.40
[REDACTED]	[REDACTED]	01/14/05																										375	705.00
[REDACTED]	[REDACTED]	07/01/04	07/18/04																									135	253.80
[REDACTED]	[REDACTED]	07/01/04																										1,185	2,227.80



CASE MANAGEMENT FOR OUT OF STATE PLACEMENT  
 FY 2004 - 2005

Minor's Name	MIS #	In Placement during FY 2004-2005		UNITS OF SERVICE (IN MINUTES)															TOTAL			
		From	To	Sharon Eng	Zoe Trachtenberg	Mark Bodenstein	Lori Prince	Karin Robbins	Kathryn Sroupe	Jane Morton	Alyssa Graveman	Darlene Kuwahara	Gill Gottlieb	Kamile Gray	John Donato	Laura McRoberts	Hardy Castillo	Veronica Torres				
[REDACTED]	[REDACTED]	07/01/04		110311	238168	271951	292004	297882	410875	428093	431581	440892	466625	487839	477246	478257	5052930		630	630	630	1,184.40
[REDACTED]	[REDACTED]	08/13/04														60			605	605	605	1,137.40
[REDACTED]	[REDACTED]	07/01/04	09/02/04																135	135	135	253.80
[REDACTED]	[REDACTED]	01/21/05		110															280	280	280	526.40
[REDACTED]	[REDACTED]	01/14/05							45	275									320	320	320	601.60
[REDACTED]	[REDACTED]	06/09/05								95									115	115	115	216.20
[REDACTED]	[REDACTED]	10/08/04		545															575	575	575	1,081.00
[REDACTED]	[REDACTED]	09/07/04	01/01/05	1610															1,845	1,845	1,845	3,468.60
[REDACTED]	[REDACTED]	07/01/04	05/28/05																1,035	1,035	1,035	1,945.80
[REDACTED]	[REDACTED]	02/07/05	04/24/05					120		90									90	90	90	169.20
[REDACTED]	[REDACTED]	02/11/05																	310	310	310	582.80
[REDACTED]	[REDACTED]	07/01/04																	985	985	985	1,851.80
[REDACTED]	[REDACTED]	08/04/04														30			675	675	675	1,269.00
[REDACTED]	[REDACTED]	07/01/04	08/26/04							160									160	160	160	300.80
[REDACTED]	[REDACTED]	07/01/04		985															985	985	985	1,851.80
[REDACTED]	[REDACTED]	12/02/04								190	195	30							415	415	415	780.20
[REDACTED]	[REDACTED]	06/23/05																	20	20	20	37.60
[REDACTED]	[REDACTED]	07/01/04	06/30/05							945									945	945	945	1,776.60
[REDACTED]	[REDACTED]	07/01/04	07/29/04																110	110	110	206.80
[REDACTED]	[REDACTED]	07/01/04	11/18/04																615	615	615	1,156.20
[REDACTED]	[REDACTED]	02/14/05																	280	280	280	526.40
[REDACTED]	[REDACTED]	07/01/04	03/25/05																235	235	235	445.40
[REDACTED]	[REDACTED]	11/29/04	02/18/05					470											470	470	470	883.60
[REDACTED]	[REDACTED]	04/01/05	04/29/05																220	220	220	413.60
[REDACTED]	[REDACTED]	07/01/04	07/24/04																15	15	15	28.20
[REDACTED]	[REDACTED]	07/01/04						2155											2,205	2,205	2,205	4,145.40



CASE MANAGEMENT FOR OUT OF STATE PLACEMENT  
 FY 2004 - 2005

Minor's Name	MIS #	In Placement during FY 2004-2005		UNITS OF SERVICE (IN MINUTES)													TOTAL				
		From	To	Sharon Eno	Zoe Trachtenberg	Mark Bodenstein	Lori Prince	Karin Robbins	Kathryn Sroupe	Jane Morton	Amyva Braverman	Darleen Kwanara	Gill Outlieb	Kamale Gray	John Donato	Laura McRoberts	Hardy Castillo	Veronica Torres	Min.	1,88	
[REDACTED]	[REDACTED]	04/06/05		110311	235169	271951	292004	297832	410875	426093	431581	440892	466625	467839	474006	477246	478257	5052930		195	366.60
[REDACTED]	[REDACTED]	03/08/05						55						625				20	680	1,278.40	
[REDACTED]	[REDACTED]	05/26/05													75			20	95	178.60	
[REDACTED]	[REDACTED]	07/01/04	01/14/05							275					710				710	1,334.80	
[REDACTED]	[REDACTED]	07/01/04	12/23/04												515				275	517.00	
[REDACTED]	[REDACTED]	07/01/04	02/24/05								465				665			30	495	930.60	
[REDACTED]	[REDACTED]	03/01/05																	695	1,306.60	
[REDACTED]	[REDACTED]	09/20/04								135									135	253.80	
[REDACTED]	[REDACTED]	07/01/04	08/23/04							225				690			70		985	1,851.80	
[REDACTED]	[REDACTED]	07/08/04	04/25/05												1445				1,445	2,716.60	
[REDACTED]	[REDACTED]	07/01/04	04/07/05																355	667.40	
[REDACTED]	[REDACTED]	07/01/04	11/23/04							355									230	432.40	
[REDACTED]	[REDACTED]	07/01/04	10/15/04							230									230	432.40	
[REDACTED]	[REDACTED]	07/01/04	10/04/04					775		365									1,140	2,143.20	
[REDACTED]	[REDACTED]	04/30/05				90				90								20	200	376.00	
[REDACTED]	[REDACTED]	07/01/04	04/28/05							590									590	1,109.20	
[REDACTED]	[REDACTED]	10/28/04											730						730	1,372.40	
[REDACTED]	[REDACTED]	07/09/04	06/28/05							1290						90			1,380	2,594.40	
[REDACTED]	[REDACTED]	07/01/04								1440									1,440	2,707.20	
[REDACTED]	[REDACTED]	07/01/04													1170				1,170	2,199.60	
[REDACTED]	[REDACTED]	02/21/05								15				245					260	488.80	
[REDACTED]	[REDACTED]	09/09/04	05/05/05	80									825				40		945	1,776.60	
[REDACTED]	[REDACTED]	07/01/04	06/24/05	940															940	1,767.20	
[REDACTED]	[REDACTED]	07/01/04	06/27/05							2650									2,650	4,982.00	
[REDACTED]	[REDACTED]	07/01/04	01/08/05											610					610	1,146.80	
[REDACTED]	[REDACTED]	05/31/05												90	60				150	282.00	



CASE MANAGEMENT FOR OUT OF STATE PLACEMENT  
 FY 2004 - 2005

Minor's Name	MIS #	In Placement during FY 2004-2005		UNITS OF SERVICE (IN MINUTES)													TOTAL			
		From	To	Sharon Eno	Zoe Trautenberg	Mark Bodenstein	Loel Prince	Karin Robbins	Kathryn Stroupe	Jane Morton	Rhava Braveman	Darleen Kuwahara	Gill Gottlieb	Kamale Gray	John Donato	Laura McRoberts	Haley Castillo	Veronica Torres	Min.	1.88
		05/10/05		110311	236169	271951	292004	287882	410875	426093	431551	440392	468625	467839	474006	477246	478257	5052930		
		12/20/04		415										10	20			20	30	56.40
		07/01/04	05/25/05							810					1005				810	1,522.80
		07/01/04		995															1,005	1,889.40
		07/01/04	01/18/05		290							545				30			995	1,870.60
		07/01/04	05/27/05							40					970				865	1,626.20
		07/01/04	08/20/04							495					105	270			970	1,823.60
		03/16/05																	40	75.20
		07/01/04																	375	705.00
		03/30/05																	495	930.60
		01/17/05		410				20				85						20	105	197.40
		06/06/05										20						20	430	808.40
		02/11/05								150								25	175	329.00
		07/01/04	09/01/04	710															710	1,334.80
		07/26/04										645					45		690	1,297.20
		07/01/04										560							580	1,090.40
		11/29/04								285	30							315	592.20	
		09/24/04					100	15							685			800	1,504.00	
		07/01/04	07/20/04											185					185	347.80
		07/01/04	11/01/04												345				345	648.60
		11/18/04							30	325									355	667.40
		07/01/04	12/20/04					520		630									520	977.60
		10/11/04		60															690	1,297.20
		07/01/04	05/17/05					1410											1,445	2,716.60
		07/01/04	08/12/04	300															300	564.00



CASE MANAGEMENT FOR OUT OF STATE PLACEMENT  
FY 2004 - 2005

County of Los Angeles  
Department of Mental Health  
Children's System of Care  
Source: MIS Data

Minor's Name	MIS #	In Placement during FY 2004-2005		UNITS OF SERVICE (IN MINUTES)													TOTAL			
		From	To	Sharon Eno	Zee Trachtenberg	Mark Bodenstern	Leif Prince	Karin Robbins	Kathryn Stoupe	Jane Norton	Ahava Braerman	Darlene Kuvshina	Gill Gottlieb	Kamale Gray	John Donato	Laura McRooks	Haidy Castillo	Veronica Torres	Min.	
[REDACTED]	[REDACTED]	01/04/05	05/01/05	110311	236169	271951	292004	297882	410075	426083	431581	440092	466625	467839	470006	477246	478257	5652930	235	1.88
[REDACTED]	[REDACTED]	07/01/04	10/31/04							235			280						280	441.80
[REDACTED]	[REDACTED]	08/10/04		2300															2,300	526.40
[REDACTED]	[REDACTED]	07/01/04	08/07/04					280											280	4,324.00
[REDACTED]	[REDACTED]	04/01/05													960				120	526.40
[REDACTED]	[REDACTED]	07/01/04				60													960	225.60
[REDACTED]	[REDACTED]	01/10/05								220									280	1,804.80
[REDACTED]	[REDACTED]	11/29/04								330					300				630	526.40
[REDACTED]	[REDACTED]	07/01/04	06/03/05								945								945	1,184.40
[REDACTED]	[REDACTED]	07/01/04	08/07/04																525	1,776.60
[REDACTED]	[REDACTED]	11/26/04	06/30/05					775		405	30								435	987.00
[REDACTED]	[REDACTED]	07/01/04																	990	817.80
[REDACTED]	[REDACTED]	09/30/04																	235	1,861.20
[REDACTED]	[REDACTED]	06/24/05																	235	441.80
[REDACTED]	[REDACTED]	07/01/04	05/27/05															20	40	75.20
[REDACTED]	[REDACTED]	11/11/04					30												1,110	75.20
[REDACTED]	[REDACTED]	10/26/04													500				530	2,086.80
[REDACTED]	[REDACTED]	01/14/05								295		25							320	996.40
[REDACTED]	[REDACTED]	07/01/04	12/22/04							345									345	545.20
[REDACTED]	[REDACTED]	07/01/04																	805	601.60
[REDACTED]	[REDACTED]	03/23/05								120									120	648.60
[REDACTED]	[REDACTED]	08/09/04	12/29/04				50												410	1,513.40
[REDACTED]	[REDACTED]	05/01/05																	95	225.60
[REDACTED]	[REDACTED]	06/22/05										50							70	770.80
[REDACTED]	[REDACTED]	07/01/04	09/19/04	295															295	178.60
[REDACTED]	[REDACTED]	07/01/04	10/29/04							450									450	131.60



CASE MANAGEMENT FOR OUT OF STATE PLACEMENT  
 FY 2004 - 2005

Minor's Name	MIS #	In Placement during FY 2004-2005		UNITS OF SERVICE (IN MINUTES)												TOTAL				
		From	To	Sharon Eno	Zoe Trachtenberg	Mars Bodenstein	Lori Prince	Karin Robbins	Kathryn Stroupe	Jane Morton	Ahava Braverman	Darshan Kumbhar	Gill Oetlieb	Kamale Gray	John Donato	Laura McRoberts	Hedy Castillo	Veronica Torres	Min.	TOTAL
[REDACTED]	[REDACTED]	08/05/04		110311	236189	271951	292004	297882	410875	426093	431551	440892	466625	467839	474006	477246	478257	5052930	625	1,175.00
[REDACTED]	[REDACTED]	07/01/04	11/19/04										825		595		30		825	1,175.00
[REDACTED]	[REDACTED]	08/20/05									30				60				90	169.20
[REDACTED]	[REDACTED]	07/01/04						580	35	585		50							585	1,099.80
[REDACTED]	[REDACTED]	01/07/05																	665	1,250.20
[REDACTED]	[REDACTED]	04/12/05				60							55	80					140	263.20
[REDACTED]	[REDACTED]	05/04/05						45					635				20		75	141.00
[REDACTED]	[REDACTED]	11/28/04																	680	1,278.40
[REDACTED]	[REDACTED]	07/01/04								870				1105			45		870	1,635.60
[REDACTED]	[REDACTED]	08/16/04	06/08/05																1,150	2,162.00
[REDACTED]	[REDACTED]	07/01/04								775									775	1,457.00
[REDACTED]	[REDACTED]	09/02/04								670				65	710		30		700	1,316.00
[REDACTED]	[REDACTED]	12/01/04		95															870	1,636.60
[REDACTED]	[REDACTED]	05/16/05																	135	253.80
[REDACTED]	[REDACTED]	10/28/04	04/29/05			315				200									515	968.20
[REDACTED]	[REDACTED]	12/06/04	12/24/04			300													300	564.00
[REDACTED]	[REDACTED]	07/01/04												1410					1,410	2,650.80
[REDACTED]	[REDACTED]	09/29/04	02/23/05				300	225		120							25		910	1,710.80
[REDACTED]	[REDACTED]	07/01/04	05/30/05										715						715	1,344.20
[REDACTED]	[REDACTED]	07/01/04	09/07/04					835					120						835	1,569.80
[REDACTED]	[REDACTED]	07/01/04				540							240						660	1,240.80
[REDACTED]	[REDACTED]	09/08/04														55			295	554.60
[REDACTED]	[REDACTED]	07/01/04								490									490	921.20
[REDACTED]	[REDACTED]	07/01/04				540							75						615	1,156.20
[REDACTED]	[REDACTED]	07/01/04	08/12/04							100									100	188.00
[REDACTED]	[REDACTED]	7/01/04	05/07/05							515									515	968.20



CASE MANAGEMENT FOR OUT OF STATE PLACEMENT  
 FY 2004 - 2005

Minor's Name	MIS #	In Placement during FY 2004-2005		UNITS OF SERVICE (IN MINUTES)													TOTAL				
		From	To	Sharon Eno	Zoe Trachtenberg	Mark Bodensten	Lori Prince	Karin Robbins	Kathryn Stroupe	Jane Morton	Alysa Breverman	Doreen Kurbura	Gill Gottlieb	Kamke Gray	John Denato	Laura Roberts	Hedy Castillo	Veronica Torres	Min.	1.88	
[REDACTED]	[REDACTED]	07/04/04		110311	236169	271951	292004	297882	410875	426093	431581	440892	466625	467839	474006	477246	478257	5052930		1,180	2,218.40
[REDACTED]	[REDACTED]	01/28/05		1010								45					40		1,055	1,983.40	
[REDACTED]	[REDACTED]	02/10/05									30		290						320	601.60	
[REDACTED]	[REDACTED]	10/19/04			55					355					540	30			980	1,842.40	
[REDACTED]	[REDACTED]	07/01/04	08/27/04												475				475	893.00	
[REDACTED]	[REDACTED]	04/26/05						15			75								95	178.60	
[REDACTED]	[REDACTED]	07/01/04	09/09/04					1045	30						195				210	394.80	
[REDACTED]	[REDACTED]	09/09/04	03/26/05			510													1,075	2,021.00	
[REDACTED]	[REDACTED]	07/01/04																	555	1,043.40	
[REDACTED]	[REDACTED]	07/01/04	04/29/05							470									470	883.60	
[REDACTED]	[REDACTED]	07/01/04	08/20/04							20									20	37.60	
[REDACTED]	[REDACTED]	02/21/05	03/25/05								155		235				40		430	808.40	
[REDACTED]	[REDACTED]	07/01/04	01/17/05			1170							80						1,250	2,350.00	
[REDACTED]	[REDACTED]	07/01/04		1365									75						1,365	2,566.20	
[REDACTED]	[REDACTED]	04/01/05			45									485					120	225.60	
[REDACTED]	[REDACTED]	03/03/05								170									655	1,231.40	
[REDACTED]	[REDACTED]	06/15/05																	280	526.40	
[REDACTED]	[REDACTED]	07/01/04	08/08/04							140									140	263.20	
[REDACTED]	[REDACTED]	07/01/04	10/05/04			375													375	705.00	
[REDACTED]	[REDACTED]	07/01/04	09/19/04	145															145	272.60	
[REDACTED]	[REDACTED]	06/13/05					20												20	37.60	
[REDACTED]	[REDACTED]	07/01/04	11/27/04			90							520				85		610	1,146.80	
[REDACTED]	[REDACTED]	07/19/04												1140					1,225	2,303.00	
[REDACTED]	[REDACTED]	04/02/05								140									140	263.20	
[REDACTED]	[REDACTED]	01/03/05																	353	663.64	
[REDACTED]	[REDACTED]	11/19/04		395					40										490	921.20	



CASE MANAGEMENT FOR CHILDREN OF STATE PLACEMENT  
FY 2004 - 2005

County of Angeles  
Department of Mental Health  
Children's System of Care  
Source: MIS Data

Minor's Name	MIS #	In Placement during FY 2004-2005		UNITS OF SERVICE (IN MINUTES)													TOTAL			
		From	To	Sharon Eno	Zoe Trautenberg	Mark Rodenstein	Lori Prince	Karin Robbins	Kathryn Stroup	Jane Morton	Alvina Braverman	Dakota Kuvshina	Bill Gottlieb	Kamala Gray	John Donato	Laura Mackelbert	Hedy Castillo	Veronica Torres	Min.	
[REDACTED]	[REDACTED]	10/13/04		110311	296169	271951	292004	297882	410875	426093	431581	440892	466625	467839	474006	477246	478257	5052930	860	1,616.80
[REDACTED]	[REDACTED]	04/25/05		65													20		85	159.80
[REDACTED]	[REDACTED]	07/01/04	06/21/05																855	1,607.40
[REDACTED]	[REDACTED]	07/01/04	08/07/04							165									165	310.20
[REDACTED]	[REDACTED]	07/01/04								1115									1,115	2,096.20
[REDACTED]	[REDACTED]	08/19/04	02/25/05							205			285						490	921.20
[REDACTED]	[REDACTED]	07/30/04				1305										65			1,370	2,575.60
[REDACTED]	[REDACTED]	07/01/04	07/19/04												60				60	112.80
[REDACTED]	[REDACTED]	07/01/04	06/17/05												1050				1,050	1,974.00
[REDACTED]	[REDACTED]	07/01/04	07/09/04												325				325	611.00
[REDACTED]	[REDACTED]	07/01/04	06/10/05							650									650	1,222.00
[REDACTED]	[REDACTED]	07/01/04	03/16/05							455									455	855.40
[REDACTED]	[REDACTED]	01/10/05								320		80							400	752.00
[REDACTED]	[REDACTED]	11/18/04				150									425				575	1,081.00
[REDACTED]	[REDACTED]	07/01/04																	860	1,616.80
[REDACTED]	[REDACTED]	07/20/04	04/11/05																615	1,156.20
[REDACTED]	[REDACTED]	08/16/04	06/28/05										1120						1,150	2,162.00
[REDACTED]	[REDACTED]	07/01/04													875				875	1,645.00
[REDACTED]	[REDACTED]	07/01/04	08/29/04			840													840	1,579.20
[REDACTED]	[REDACTED]	02/28/05						50											305	573.40
[REDACTED]	[REDACTED]	07/01/04		255				1055											1,110	2,086.80
[REDACTED]	[REDACTED]	07/01/04	07/20/04																45	84.60
[REDACTED]	[REDACTED]	07/01/04	08/06/04							90									90	169.20
[REDACTED]	[REDACTED]	07/01/04	02/25/05							550									550	1,034.00
[REDACTED]	[REDACTED]	09/27/04						670					240						950	1,786.00
[REDACTED]	[REDACTED]	08/13/04	03/28/05							705			230						1,010	1,898.80



CASE MANAGEMENT FOR OUT OF STATE PLACEMENT  
FY 2004 - 2005

County of Los Angeles  
Department of Mental Health  
Children's System of Care  
Source: MIS Data

Minor's Name	MIS #	In Placement during FY 2004-2005		UNITS OF SERVICE (IN MINUTES)												TOTAL				
		From	To	Sharon Eng	Zoe Trachtenberg	Mark Bodensten	Lori Prince	Karin Robbins	Kathryn Sroupe	Jane Morton	Alyssa Brewer	Darlene Kuzbars	Gill Gottlieb	Kamale Gray	John Denton	Laura McRoberts	Haley Castillo	Veronica Torres	Min.	
[REDACTED]	[REDACTED]	04/11/05		110311	236169	271951	292004	297882	410875	426993	431581	440892	466625	467839	474006	477246	478257	5052930	135	1.88
[REDACTED]	[REDACTED]	01/20/05					10				200				75			20	210	253.80
[REDACTED]	[REDACTED]	11/30/04								265				265					530	394.80
[REDACTED]	[REDACTED]	12/27/04								280		35							315	996.40
[REDACTED]	[REDACTED]	07/01/04													1370				1,370	592.20
[REDACTED]	[REDACTED]	07/01/04	04/01/05	940												15			955	2,575.60
[REDACTED]	[REDACTED]	02/08/05		215												255			470	1,795.40
[REDACTED]	[REDACTED]	06/22/05					145												145	883.60
[REDACTED]	[REDACTED]	06/08/05		20		60												20	100	272.60
[REDACTED]	[REDACTED]	07/01/04	06/17/05		260	1215							80		740				1,555	188.00
[REDACTED]	[REDACTED]	07/01/04	10/19/04														30		740	2,923.40
[REDACTED]	[REDACTED]	06/20/05														45			45	1,391.20
[REDACTED]	[REDACTED]	08/16/04						360	30			50							45	84.60
[REDACTED]	[REDACTED]	07/01/04	06/12/05						1810										720	2,162.00
[REDACTED]	[REDACTED]	07/01/04	06/29/05							145									165	3,496.80
[REDACTED]	[REDACTED]	02/22/05								245									245	1,860
[REDACTED]	[REDACTED]	07/01/04	08/21/04					370				30	335						735	1,353.60
[REDACTED]	[REDACTED]	01/04/05																	605	310.20
[REDACTED]	[REDACTED]	07/01/04											605						20	460.60
[REDACTED]	[REDACTED]	07/01/04	08/20/04							20									385	1,381.80
[REDACTED]	[REDACTED]	07/01/04	10/08/04									90		385				20	110	2,688.40
[REDACTED]	[REDACTED]	05/27/05																	1,430	80
[REDACTED]	[REDACTED]	07/01/04						1320											475	150.40
[REDACTED]	[REDACTED]	07/01/04	12/31/04																475	893.00
[REDACTED]	[REDACTED]	07/01/04												1235					1,235	2,321.80



CASE MANAGEMENT FOR COURT OF STATE PLACEMENT  
FY 2004 - 2005

County of Los Angeles  
Department of Mental Health  
Children's System of Care  
Source: MIS Data

Minor's Name	MIS #	In Placement during FY 2004-2005		UNITS OF SERVICE (IN MINUTES)													TOTAL				
		From	To	Sharon Eng	Zoe Trachtenberg	Mart Rosenstem	Lori Prince	Karin Robbins	Kathryn Stroppe	Jane Morton	Alyssa Braverman	Dakota Kuwahara	Gill Gomblich	Kamale Gray	John Donato	Laura McRoberts	Haily Castillo	Veronica Torres	Min.	1.88	
[REDACTED]	[REDACTED]	05/13/05		110311	236169	271951	292004	297882	410875	426053	431551	440892	466825	467839	474006	477246	478257	5052930			
[REDACTED]	[REDACTED]	04/26/05	06/30/05							110						40			20	150	282.00
[REDACTED]	[REDACTED]	01/07/05																		280	526.40
[REDACTED]	[REDACTED]	07/01/04	09/08/04																	290	545.20
[REDACTED]	[REDACTED]	07/01/04	04/07/05												905					300	564.00
[REDACTED]	[REDACTED]	07/01/04	03/04/05							605										905	1,701.40
[REDACTED]	[REDACTED]	07/06/04								20							30			1,095	2,058.60
[REDACTED]	[REDACTED]	02/21/05	05/28/05												235				255	479.40	
[REDACTED]	[REDACTED]	10/05/04				1080					620								1,105	2,077.40	
[REDACTED]	[REDACTED]	07/01/04	04/28/05																620	1,165.60	
[REDACTED]	[REDACTED]	07/01/04																	2,045	3,844.60	
[REDACTED]	[REDACTED]	07/08/04																	615	1,156.20	
[REDACTED]	[REDACTED]	05/27/05																	80	150.40	
[REDACTED]	[REDACTED]	07/01/04				780													860	1,616.80	
[REDACTED]	[REDACTED]	07/01/04	08/09/04	35															35	65.80	
[REDACTED]	[REDACTED]	07/01/04	08/20/04																40	75.20	
[REDACTED]	[REDACTED]	03/21/05																	175	329.00	
[REDACTED]	[REDACTED]	06/11/05																	760	1,428.80	
[REDACTED]	[REDACTED]	04/29/05																	100	188.00	
[REDACTED]	[REDACTED]	07/01/04	09/06/04	315															365	686.20	
[REDACTED]	[REDACTED]	09/13/04																	40	75.20	
[REDACTED]	[REDACTED]	03/28/05																	395	742.60	
[REDACTED]	[REDACTED]	12/20/04																	135	253.80	
[REDACTED]	[REDACTED]	07/06/04																	380	714.40	
[REDACTED]	[REDACTED]	07/01/04	05/07/05																650	1,222.00	



CASE MANAGEMENT FOR OUT OF STATE PLACEMENT  
FY 2004 - 2005

County of Los Angeles  
Department of Mental Health  
Children's System of Care  
Source: MIS Data

Minor's Name	MIS #	In Placement during FY 2004-2005		UNITS OF SERVICE (IN MINUTES)													TOTAL			
		From	To	Sharon Eno	Zoe Trachtenberg	Mark Rodenstein	Lori Prince	Karin Robbins	Kathryn Stroup	Jane Horton	Alyssa Braverman	Daveen Kuvshina	Cliff Gotschke	Kamille Gray	John Donato	Laura McRoberts	Haley Castello	Veronica Torres	Min.	
[REDACTED]	[REDACTED]	11/05/04		110311	235169	271951	292004	297882	410875	426093	431551	440892	468625	467839	474006	477246	478257	5052930	570	1,071.60
[REDACTED]	[REDACTED]	06/23/05								20	540	30						20	40	75.20
[REDACTED]	[REDACTED]	07/01/04				495							65						560	1,052.80
[REDACTED]	[REDACTED]	07/01/04	09/21/04						510										510	958.80
[REDACTED]	[REDACTED]	07/01/04	07/23/04			90		60					135	20					90	169.20
[REDACTED]	[REDACTED]	01/08/05											1055						215	404.20
[REDACTED]	[REDACTED]	07/19/04					20						640						1,075	2,021.00
[REDACTED]	[REDACTED]	07/29/04	04/26/05						35										675	1,269.00
[REDACTED]	[REDACTED]	07/01/04	04/27/05							595					15				610	1,146.80
[REDACTED]	[REDACTED]	04/05/05												95					115	216.20
[REDACTED]	[REDACTED]	07/01/04								515					1040				1,040	1,955.20
[REDACTED]	[REDACTED]	07/01/04												320					320	601.60
[REDACTED]	[REDACTED]	07/01/04	10/26/04							680									680	1,278.40
[REDACTED]	[REDACTED]	07/01/04	04/15/05												1105				1,105	2,077.40
[REDACTED]	[REDACTED]	08/05/04	05/27/05																315	592.20
[REDACTED]	[REDACTED]	02/05/05		290															165	310.20
[REDACTED]	[REDACTED]	05/02/05				90													75	142.50
[REDACTED]	[REDACTED]	08/27/04				915											30		1,290	2,425.20
[REDACTED]	[REDACTED]	07/01/04	11/26/04								345								970	1,823.60
[REDACTED]	[REDACTED]	07/01/04	01/18/05								50								50	94.00
[REDACTED]	[REDACTED]	01/07/05				900			30										930	1,748.40
[REDACTED]	[REDACTED]	07/01/04	09/22/04					595											595	1,118.60
[REDACTED]	[REDACTED]	03/29/05	05/17/05					275											525	987.00
[REDACTED]	[REDACTED]	07/01/04	02/11/05																640	1,203.20
[REDACTED]	[REDACTED]	08/23/04	04/08/05				20	1780									30		470	883.60
[REDACTED]	[REDACTED]	07/22/04																	1,920	3,609.60



CASE MANAGEMENT FOR COURT OF STATE PLACEMENT  
FY 2004 - 2005

County of Los Angeles  
Department of Mental Health  
Children's System of Care  
Source: MIS Data

Minor's Name	MIS #	In Placement during FY 2004-2005		UNITS OF SERVICE (IN MINUTES)													TOTAL				
		From	To	Sharon Eng	Zoe Trachtenberg	Mari Rodenstein	Lori Prince	Karin Robbins	Kathryn Stroupe	Jane Moron	Alvira Braverman	Darlene Kuvshina	Gill Gottlieb	Kamela Gray	John Donato	Laura McPherson	Haley Castillo	Veronica Torres	Min.		
[REDACTED]	[REDACTED]	10/22/04		110311											474006	477446	478257	5052930		1.88	
[REDACTED]	[REDACTED]	06/02/05				225									310			45	20	580	1,090.40
[REDACTED]	[REDACTED]	07/01/04	04/29/05																		
[REDACTED]	[REDACTED]	07/01/04	02/06/05												300		20			665	1,250.20
[REDACTED]	[REDACTED]	07/01/04	05/28/05												580					785	1,475.80
[REDACTED]	[REDACTED]	05/13/05		100																580	1,090.40
[REDACTED]	[REDACTED]	05/21/05		220																315	592.20
[REDACTED]	[REDACTED]	08/10/04	06/15/05																	785	1,475.80
[REDACTED]	[REDACTED]	07/01/04	06/20/05																	875	1,645.00
[REDACTED]	[REDACTED]	07/01/04																		750	1,410.00
[REDACTED]	[REDACTED]	06/02/05																		45	84.60
[REDACTED]	[REDACTED]	03/18/05																		225	423.00
[REDACTED]	[REDACTED]	04/06/05																		420	789.60
[REDACTED]	[REDACTED]	07/01/04															10			1,040	1,955.20
[REDACTED]	[REDACTED]	07/01/04	12/22/04																	410	770.80
[REDACTED]	[REDACTED]	01/05/05																		765	1,438.20
[REDACTED]	[REDACTED]	07/01/04																		515	968.20
[REDACTED]	[REDACTED]	07/01/04	07/20/04																	45	84.60
[REDACTED]	[REDACTED]	07/01/04																		3,580	6,730.40
[REDACTED]	[REDACTED]	06/18/05																		45	84.60
[REDACTED]	[REDACTED]	07/01/04																		815	1,532.20
[REDACTED]	[REDACTED]	07/01/04	12/18/04																	410	770.80
[REDACTED]	[REDACTED]	03/05/05																		160	300.80
[REDACTED]	[REDACTED]	07/01/04																		930	1,748.40
[REDACTED]	[REDACTED]	01/12/05																		240	451.20
[REDACTED]	[REDACTED]	10/08/04																		390	733.20



CASE MANAGEMENT FOR COURT OF STATE PLACEMENT  
 FY 2004 - 2005

Minor's Name	MIS #	In Placement during FY 2004-2005		UNITS OF SERVICE (IN MINUTES)													TOTAL				
		From	To	Sharon Eno	Zoe Trachtenberg	Mark Bodenstein	Lori Prince	Karin Robbins	Kathryn Stroupe	Jane Morton	Ahava Braverman	Darlene Kuwahara	Gill Gottlieb	Kamala Gray	John Donato	Laura McRoberts	Hedy Castillo	Veronica Torres	Min.	1.88	
[REDACTED]	[REDACTED]	03/23/05		110311	236169	271951	292004	287882	410875	426093	431581	440952	466625	467839	474006	477246	478257	5052930		95	178.60
[REDACTED]	[REDACTED]	11/24/04	06/17/05	950															20	950	1,786.00
[REDACTED]	[REDACTED]	07/01/04													520					520	977.60
[REDACTED]	[REDACTED]	03/15/05	08/27/05						30		495				360					360	676.80
[REDACTED]	[REDACTED]	07/01/04	08/20/04												370					370	695.60
[REDACTED]	[REDACTED]	02/02/05																			
[REDACTED]	[REDACTED]	10/27/04																			
[REDACTED]	[REDACTED]	03/04/05																			
[REDACTED]	[REDACTED]	02/24/05																			
[REDACTED]	[REDACTED]	04/04/05																			
[REDACTED]	[REDACTED]	05/13/05																			
[REDACTED]	[REDACTED]	12/27/04		415			20														
[REDACTED]	[REDACTED]	06/05/05																			
[REDACTED]	[REDACTED]	06/13/05		20																	
[REDACTED]	[REDACTED]	12/17/04			120																
[REDACTED]	[REDACTED]	08/19/04	04/05/05								120	10	1165	545		20				575	1,081.00
[REDACTED]	[REDACTED]	02/04/05																			
[REDACTED]	[REDACTED]	10/07/04	05/26/05														45			720	1,353.60
[REDACTED]	[REDACTED]	05/26/05																		85	169.80
[REDACTED]	[REDACTED]	09/23/04																		560	1,052.80
[REDACTED]	[REDACTED]	07/01/04	04/11/05										65							65	122.20
[REDACTED]	[REDACTED]	04/11/05				60								255						315	592.20
[REDACTED]	[REDACTED]	07/01/04	12/03/04	740																740	1,391.20
[REDACTED]	[REDACTED]	04/25/05			5															110	206.80
[REDACTED]	[REDACTED]	04/06/05																		125	235.00
[REDACTED]	[REDACTED]	07/01/04	08/19/04																	20	37.60



CASE MANAGEMENT FOR OUT OF STATE PLACEMENT  
 FY 2004 - 2005

Mirror's Name	MIS #	In Placement during FY 2004-2005		UNITS OF SERVICE (IN MINUTES)													TOTAL			
		From	To	Sharon Eno	Zoe Trachtenberg	Mark Bodenstein	Lori Prince	Karin Robbins	Kathryn Stroupe	Jane Morton	Ahuva Braverman	Darleen Kuwahara	Gill Gottlieb	Kamale Gray	John Donato	Laura McRoberts	Haidy Castillo	Veronica Torres	Min.	1.88
[REDACTED]	[REDACTED]	05/09/05		110311	236169	271951	292004	297842	410875	426093	431581	440892	466525	467839	474005	477346	478257	5052930	90	169.20
[REDACTED]	[REDACTED]	09/13/04							45	455									530	996.40
[REDACTED]	[REDACTED]	07/05/04				555							15						610	1,146.80
[REDACTED]	[REDACTED]	05/23/05					210				850		25						235	441.80
[REDACTED]	[REDACTED]	11/25/04													1000				850	1,598.00
[REDACTED]	[REDACTED]	07/01/04	01/26/05							80			520						520	977.60
[REDACTED]	[REDACTED]	07/01/04	06/03/05							430				960					960	1,804.80
[REDACTED]	[REDACTED]	12/28/04								320		15			360				430	808.40
[REDACTED]	[REDACTED]	07/01/04												880					880	1,654.40
[REDACTED]	[REDACTED]	03/11/05													345				365	686.20
[REDACTED]	[REDACTED]	07/21/04											25		730				730	1,372.40
[REDACTED]	[REDACTED]	06/03/05											30						45	84.60
[REDACTED]	[REDACTED]	04/05/05											30			40			70	131.60
[REDACTED]	[REDACTED]	12/03/04								490				360					390	733.20
[REDACTED]	[REDACTED]	09/07/04											35				30		520	977.60
[REDACTED]	[REDACTED]	09/08/04						860											895	1,682.60
[REDACTED]	[REDACTED]	07/01/04	09/03/04											215					215	404.20
[REDACTED]	[REDACTED]	12/28/04												160					160	300.80
[REDACTED]	[REDACTED]	07/01/04			235														235	441.80
[REDACTED]	[REDACTED]	08/25/04											520						550	1,034.00
[REDACTED]	[REDACTED]	07/01/04	11/04/04											745					745	1,400.60
[REDACTED]	[REDACTED]	02/09/05	03/21/05			795					210								1,325	2,491.00
[REDACTED]	[REDACTED]	07/01/04	01/23/05		35									1220					1,255	2,359.40



CASE MANAGEMENT FOR OUT OF STATE PLACEMENT  
 FY 2004 - 2005

Minor's Name	MIS #	In Placement during FY 2004-2005		UNITS OF SERVICE (IN MINUTES)														TOTAL			
		From	To	Sharon Eno	Zoe Trachtenberg	Mark Bodenateln	Lori Prince	Karin Robbins	Kathryn Stroupe	Jane Morton	Ahuva Braverman	Darleen Kuvahara	Gill Gottlieb	Kamale Gray	John Donato	Laura McRoberts	Haidy Castillo	Veronica Torres	Min.	1.88	
[REDACTED]	[REDACTED]	07/01/04	04/08/05	565																565	1,062.20
[REDACTED]	[REDACTED]	07/01/04	07/27/04							65										65	122.20
[REDACTED]	[REDACTED]	10/04/04								350										350	1,193.80
[REDACTED]	[REDACTED]	07/01/04	09/28/04							165										165	310.20
[REDACTED]	[REDACTED]	09/01/04	06/16/05																	3,585	6,739.80
[REDACTED]	[REDACTED]	07/01/04	09/10/04																	345	648.60
[REDACTED]	[REDACTED]	06/22/05				60														60	112.80
[REDACTED]	[REDACTED]	07/01/04	12/22/04							490										490	921.20
[REDACTED]	[REDACTED]	02/23/05																		345	648.60
[REDACTED]	[REDACTED]	09/17/04																		1,820	3,421.60
[REDACTED]	[REDACTED]	07/01/04																		1,400	2,632.00
[REDACTED]	[REDACTED]	07/01/04								1210										1,210	2,274.80
[REDACTED]	[REDACTED]	07/01/04								630										765	1,438.20
[REDACTED]	[REDACTED]	11/30/04			240															870	1,635.60
[REDACTED]	[REDACTED]	01/07/05																		193	362.84
[REDACTED]	[REDACTED]	07/01/04	04/22/05							505										505	949.40
[REDACTED]	[REDACTED]	07/01/04	01/28/05			875														875	1,645.00
[REDACTED]	[REDACTED]	07/01/04	11/12/04			590.00														590	1,109.20
[REDACTED]	[REDACTED]	07/01/04								490										490	921.20
[REDACTED]	[REDACTED]	11/11/04								435										465	874.20
[REDACTED]	[REDACTED]	07/01/04	09/05/04							70										70	131.60
[REDACTED]	[REDACTED]	07/01/04	08/25/04							115										115	216.20
[REDACTED]	[REDACTED]	07/01/04																		1,205	2,265.40
[REDACTED]	[REDACTED]	08/27/04	01/10/05																	265	498.20
[REDACTED]	[REDACTED]	07/01/04	11/16/04							200										465	874.20
[REDACTED]	[REDACTED]	07/05/04																		1,235	2,321.80



CASE MANAGEMENT FOR OUT OF STATE PLACEMENT  
 FY 2004 - 2005

Minor's Name	MIS #	In Placement during FY 2004-2005		UNITS OF SERVICE (IN MINUTES)													TOTAL			
		From	To	Sharon Eno	Zoe Trachtenberg	Mark Bodenstain	Lori Prince	Karin Robbins	Kathryn Stroupe	Jane Morton	Ahuva Braverman	Darleen Kuwahara	Gill Gottlieb	Kamaie Gray	John Donato	Laura McRoberts	Haidy Castillo	Veronica Torres	Min.	1.88
[REDACTED]	[REDACTED]	07/01/04	06/30/05	110311	236169	271951	292004	297882	410875	426093	431591	440892	468825	467839	474006	477246	478257	5052930	106	199.28
[REDACTED]	[REDACTED]	09/12/04								106			490						490	921.20
[REDACTED]	[REDACTED]	12/27/04												415		3			453	851.64
[REDACTED]	[REDACTED]	10/30/04					30								420				450	846.00
[REDACTED]	[REDACTED]	07/01/04	04/21/05														30		795	1,494.60
[REDACTED]	[REDACTED]	07/20/04											330		15				375	705.00
[REDACTED]	[REDACTED]	07/01/04	09/27/04										280		575				575	1,081.00
[REDACTED]	[REDACTED]	06/29/05																20	280	526.40
[REDACTED]	[REDACTED]	05/05/05								110									130	244.40
[REDACTED]	[REDACTED]	01/10/05	02/17/05										205		20				280	526.40
[REDACTED]	[REDACTED]	07/01/04	08/21/04							40				55					40	76.20
[REDACTED]	[REDACTED]	03/29/05									335								335	629.80
[REDACTED]	[REDACTED]	04/12/05								95									115	216.20
[REDACTED]	[REDACTED]	07/01/04	02/11/05															20	555	1,043.40
[REDACTED]	[REDACTED]	07/01/04	01/28/05										475						475	893.00
[REDACTED]	[REDACTED]	06/30/05																20	20	37.60
[REDACTED]	[REDACTED]	07/01/04	01/11/05										785						785	1,475.80
[REDACTED]	[REDACTED]	07/01/04	09/08/04																155	291.40
[REDACTED]	[REDACTED]	07/01/04	12/23/04							230									230	432.40
[REDACTED]	[REDACTED]	04/05/05											135		100	75			310	582.80
[REDACTED]	[REDACTED]	04/09/05								190			50						435	817.80
[REDACTED]	[REDACTED]	10/27/04											325						2,095	3,938.60
[REDACTED]	[REDACTED]	10/13/04															30		535	1,005.80
[REDACTED]	[REDACTED]	11/26/04																	565	1,062.20
[REDACTED]	[REDACTED]	02/04/05								455									480	902.40
[REDACTED]	[REDACTED]	07/01/04								495									495	930.60



CASE MANAGEMENT FOI, JT OF STATE PLACEMENT  
 FY 2004 - 2005

Minor's Name	MIS #	In Placement during FY 2004-2005		UNITS OF SERVICE (IN MINUTES)														TOTAL		
		From	To	Sharon Eno	Zoe Trachtenberg	Mark Bodenstein	Lori Prince	Karin Robbins	Kathryn Stroupe	Jane Morton	Ahuva Braverman	Darleen Kuwahara	Gill Gottlieb	Kamale Gray	John Donato	Laura McRoberts	Haidy Castilo	Veronica Torres	Min.	1.88
[REDACTED]	[REDACTED]	07/01/04	04/15/05	110311	238189	271951	292004	297882	410875	428093	431581	440892	468625	487039	474006	477246	478257	5052939	775	1,457.00
[REDACTED]	[REDACTED]	07/01/04	04/15/05										665						665	1,250.20
[REDACTED]	[REDACTED]	12/27/04								305	30								336	629.80
[REDACTED]	[REDACTED]	10/12/04													420				420	789.60
[REDACTED]	[REDACTED]	06/07/05											20					20	40	75.20
[REDACTED]	[REDACTED]	07/01/04	03/18/05								420							20	420	789.60
[REDACTED]	[REDACTED]	08/27/05																20	20	37.60
TOTAL (Min.):	TOTAL (Min.):			31,650	2,675	20,385	1,980	22,465	2,950	56,756	8,920	995	41,780	36,726	45,960	1,759	2,180	1,480	278,661	523,882.68
TOTAL (%):	TOTAL (%):			14%	1%	7%	1%	8%	1%	20%	3%	0%	15%	13%	16%	1%	1%	1%		

**TRAVEL EXPENSES**  
**AB3632 PLACEMENT UNIT**  
**FY 2004 - 2005**

Departing Date	Arriving Date	Destination	Case Manager	Expense Claim Amount
07/01/04	07/02/04	Utah	Karin Robbins	226.79
07/11/04	07/14/04	Texas	Jill Gottlieb	576.16
07/14/04	07/16/04	Colorado	Karin Robbins	543.68
08/02/04	08/06/04	Illinois	Sharon Eno	1,223.16
08/09/04	08/10/04	Utah, Montana	Ahuva Braverman	1,135.94
08/16/04	08/20/04	Colorado	Kamale Gray	590.89
08/17/04	08/18/04	Utah	Jane Morton	443.56
09/10/04	09/14/04	Colorado, Wyoming	Jane Morton	683.27
09/15/04	09/19/04	Utah	Jill Gottlieb	388.27
09/20/04	09/21/04	Utah	Mark Bodenstein	242.04
09/26/04	10/02/04	Texas	John Donato	1,077.49
09/29/04	10/03/04	Colorado	Jill Gottlieb	369.03
09/30/04	10/03/04	Colorado	Kamale Gray	264.18
10/05/04	10/06/04	Utah	Sharon Eno	299.31
10/12/04	10/15/04	Colorado	Karin Robbins	817.42
10/24/04	10/29/04	Utah	Jane Morton	936.64
11/02/04	11/04/04	Texas	Mark Bodenstein	378.66
11/12/04	11/14/04	Oregon	Jane Morton	654.75



**TRAVEL EXPENSES**  
**AB3632 PLACEMENT UNIT**  
**FY 2004 - 2005**

Departing Date	Arriving Date	Destination	Case Manager	Expense Claim Amount
11/14/04	11/16/04	Texas	Jill Gottlieb	311.29
11/15/04	11/18/04	Connecticut	Sharon Eno	738.87
12/01/04	12/02/04	Utah	Jane Morton	368.47
12/05/04	12/09/04	Colorado	Kamale Gray	778.50
12/06/04	12/06/04	Utah	Ahuva Braverman	297.47
12/09/04	12/10/04	Utah	Karin Robbins	158.80
12/13/04	12/14/04	Utah	Mark Bodenstein	254.69
1/10/05	01/12/05	Utah	Jill Gottlieb	202.11
01/24/05	01/27/05	Colorado	Kamale Gray	740.28
01/25/05	01/28/05	Colorado	Karin Robbins	776.26
01/30/05	02/01/05	Colorado	Jill Gottlieb	251.94
02/01/05	02/03/05	Texas	Mark Bodenstein	386.49
02/20/05	02/26/05	Texas	John Donato	1,216.35
02/27/05	03/22/05	Utah, Wyoming	Jane Morton	1,547.62
02/28/05	03/01/05	Utah	Mark Bodenstein	354.32
03/01/05	03/03/05	Pennsylvania	John Donato	499.75
03/06/05	03/11/05	Utah	Jane Morton	1,365.28
3/10/05	03/11/05	Utah	Karin Robbins	179.06

**TRAVEL EXPENSES**  
**AB3632 PLACEMENT UNIT**  
**FY 2004 - 2005**

Departing Date	Arriving Date	Destination	Case Manager	Expense Claim Amount
03/15/05	03/20/05	Texas	Jill Gottlieb	729.25
04/11/05	04/16/05	Utah, Colorado	Jill Gottlieb	495.07
04/11/05	04/14/05	Colorado	Kamale Gray	667.28
04/18/05	04/21/05	Utah	Sharon Eno	873.37
04/29/05	05/03/05	New Mexico	Jane Morton	698.12
05/09/05	05/11/05	Connecticut	Sharon Eno	491.56
05/09/05	05/12/05	Colorado	Kamale Gray	658.44
05/10/05	05/12/05	Texas	Mark Bodenstein	367.32
05/18/05	05/22/05	Oregon	Jane Morton	825.48
05/31/05	06/01/05	Colorado, Wyoming	Jane Morton	651.51
06/01/05	06/02/05	Utah	Mark Bodenstein	281.21
06/13/05	06/16/05	Utah, Montana	Ahuva Braverman	1,752.24
06/14/05	06/16/05	Illinois	Sharon Eno	729.37
06/15/05	06/20/05	Pennsylvania	John Donato	881.13
06/19/05	06/27/05	Utah	Jane Morton	1,309.30
<b>TOTAL:</b>				<b>32,689.44</b>



AB3632 RESIDENTIAL PLACEMENT UNIT  
 LIST EMPLOYEES INVOLVED WITH OUT-OF-STATE PLACEMENT

No	Name	Title	Empl. No	Jul-04	Aug-04	Sep-04	Oct-04	Nov-04	Dec-04	Jan-05	Feb-05	Mar-05	Apr-05	May-05	Jun-05	FY 04/05 Total	% spent on Residential Placement	Out-of-State @ 53%
1	Marina Taylor	Staff Assistant II	455922	3,761	3,761	3,761	3,761	3,761	3,761	3,853	3,853	4,066	4,066	4,066	4,066	46,537	100%	24,864.37
2	Robert Curtis	STC	475676	2,649	2,649	2,649	2,649	2,649	2,649	2,864	2,864	2,864	2,864	2,864	2,864	33,080	100%	17,532.20
3	Terri Chan	ITC	484069	1,365	2,350	2,445	2,350	2,350	2,350	2,409	2,542	2,542	1,440	0	0	22,144	100%	11,736.21
4	Abner Cemicerros	IC	488095	2,169	2,292	2,292	2,292	2,292	2,292	2,350	2,350	2,350	2,350	2,350	2,350	27,731	100%	14,697.61
5	Aleksandr Dozortsev	IC	477703	2,421	2,421	2,421	2,421	2,421	2,421	2,481	2,481	2,481	2,481	2,481	2,548	29,479	100%	15,623.92
Total				12,365	13,473	13,568	13,473	13,473	13,473	13,958	14,091	14,303	13,202	11,761	11,829	158,970		\$ 84,254.30

FY 04/05 Out-of-State Placement Salaries 84,254.30

FY 04/05 Employee Benefit @ 36% 30,673.62

FY 04/05 Total S & EB \$ 114,927.92

**UPS EXPENSES  
 FY 2004 - 2005**

DATE	AMOUNT BILLED FOR OUT-OF-STATE PACKETS (AB3632 ONLY)	TOTAL # OF PACKAGES	TOTAL CHARGES
09/08/04	26.75	11	40.55
09/09/04	4.10	17	79.26
09/13/04	36.05	9	46.40
09/14/04	4.89	9	43.51
09/15/04	51.07	21	92.42
09/16/04	23.62	17	110.12
09/17/04	-	1	12.75
09/20/04	38.63	11	51.38
09/21/04	16.50	12	74.41
09/22/04	-	13	136.00
09/23/04	180.25	25	238.21
09/27/04	-	2	25.50
09/27/04	9.99	13	50.30
09/28/04	24.52	20	93.42
09/29/04	3.81	11	33.67
09/30/04	3.81	15	103.47
10/01/04	50.75	3	50.75
10/04/04	-	20	82.02
10/05/04	7.62	7	24.87
10/06/04	-	3	10.35
10/07/04	45.78	9	58.53
10/12/04	103.17	25	142.48
10/14/04	17.00	4	36.65
10/18/04	41.29	15	58.54
10/19/04	74.95	13	157.95
10/21/04	198.26	48	346.46
10/25/04	20.42	9	35.22
10/26/04	3.89	19	75.29
10/27/04	-	2	20.45
10/28/04	12.80	8	39.35
11/01/04	40.23	25	143.64
11/02/04	11.51	17	91.82
11/03/04	71.81	6	84.56
11/04/04	11.43	9	92.68
11/08/04	194.30	32	212.30
11/09/04	4.10	17	101.97
11/10/04	77.87	22	160.47
11/15/04	67.56	15	139.98
11/16/04	94.03	32	207.40



UPS EXPENSES  
 FY 2004 - 2005

DATE	AMOUNT BILLED FOR OUT-OF-STATE PACKETS (AB3632 ONLY)	TOTAL # OF PACKAGES	TOTAL CHARGES
01/25/05	30.12	4	30.12
01/26/05	19.75	7	41.47
01/31/05	11.99	7	27.72
02/01/05	19.26	10	45.85
02/02/05	-	11	111.63
02/03/05	7,386.29	16	78.26
02/07/05	21.36	13	73.01
02/08/05	24.86	16	74.42
02/09/05	24.70	18	110.66
02/10/05	-	1	15.75
02/14/05	15.97	14	62.31
02/16/05	98.25	22	179.54
02/17/05	81.69	20	197.73
02/22/05	64.50	17	186.99
02/23/05	-	7	26.59
02/24/05	26.11	25	165.79
03/01/05	-	7	42.52
03/02/05	3.82	2	7.44
03/03/05	34.49	15	100.68
03/07/05	3.98	1	3.98
03/08/05	54.10	14	128.51
03/09/05	15.44	10	63.27
03/10/05	117.57	13	184.32
03/14/05	13.24	13	65.37
03/15/05	20.27	8	38.57
03/16/05	38.34	12	77.68
03/17/05	5.23	5	33.09
03/21/05	29.21	11	47.51
03/22/05	17.06	10	43.65
03/23/05	-	5	18.10
03/24/05	89.04	17	165.41
03/28/05	90.08	24	206.61
03/29/05	35.44	16	65.85
03/30/05	3.82	4	14.68
03/31/05	65.46	10	88.45
04/04/05	15.65	5	22.89
04/05/05	17.75	5	32.23
04/06/05	45.58	16	94.29
04/07/05	46.78	19	117.80

**UPS EXPENSES**  
**FY 2004 - 2005**

DATE	AMOUNT BILLED FOR OUT-OF-STATE PACKETS (AB3632 ONLY)	TOTAL # OF PACKAGES	TOTAL CHARGES
04/11/05	7.64	5	23.37
04/12/05	20.32	7	38.82
04/13/05	4.19	9	60.30
04/14/05	-	2	8.49
04/18/05	43.84	15	85.11
04/19/05	-	1	15.75
04/19/05	-	7	30.41
04/20/05	57.16	21	161.06
04/21/05	31.78	13	85.36
04/25/05	103.13	18	176.98
04/26/05	43.49	11	47.11
04/27/05	7.64	9	32.98
04/28/05	46.06	20	128.92
05/02/05	57.15	13	90.00
05/03/05	3.82	8	46.41
05/04/05	5.44	8	54.02
05/05/05	15.81	11	55.90
05/09/05	3.98	5	23.33
05/10/05	41.92	13	75.75
05/11/05	-	2	7.24
05/12/05	63.85	15	111.18
05/13/05	9.21	11	74.02
05/16/05	-	4	14.68
05/17/05	28.68	15	85.68
05/18/05	5.23	5	19.71
05/19/05	15.97	10	52.44
05/20/05	11.99	9	44.57
05/23/05	25.07	15	78.77
05/24/05	15.54	12	45.95
05/25/05	29.93	7	46.43
05/26/05	5.23	8	49.14
05/27/05	9.21	11	53.90
05/31/05	11.83	10	38.42
06/01/05	45.69	20	102.89
06/02/05	13.24	10	63.27
06/03/05	33.75	18	113.52
06/06/05	28.89	10	50.61
06/07/05	18.31	9	37.86
06/08/05	30.88	17	124.28



**UPS EXPENSES**  
**FY 2004 - 2005**

DATE	AMOUNT BILLED FOR OUT-OF- STATE PACKETS (AB3632 ONLY)	TOTAL # OF PACKAGES	TOTAL CHARGES
06/09/05	27.59	14	72.75
06/10/05	12.15	3	12.15
06/13/05	9.05	10	57.36
06/14/05	-	10	83.45
06/15/05	15.28	5	27.59
06/16/05	32.66	21	144.76
06/20/05	11.83	13	56.72
06/21/05	26.48	7	33.72
06/22/05	-	1	3.62
06/23/05	45.53	17	105.17
06/24/05	4.19	7	25.91
06/27/05	20.00	6	27.24
06/28/05	32.52	11	51.87
06/29/05	92.47	8	92.47
06/30/05	37.90	15	77.99
<b>TOTAL:</b>	<b>\$ 14,001.06</b>	<b>2,873</b>	<b>\$ 17,084.10</b>

<b>CLAIM FOR PAYMENT</b> Pursuant to Government Code Section 17561 <b>SERIOUSLY EMOTIONALLY DISTURBED PUPILS:                  OUT-OF-STATE MENTAL HEALTH SERVICES</b>	For State Controller Use only (19) Program Number 00191 (20) Date File ____/____/____ (21) LRS Input ____/____/____	<b>Program</b> <span style="font-size: 2em; font-weight: bold;">191</span>
--	--	---

L A B E L  H E R E	(01) Claimant Identification Number		Reimbursement Claim Data		
	(02) Claimant Name Department of Mental Health	(22) SEDP-1, (03)	560		
	County of Location County of Los Angeles	(23) SEDP-1, (04)(A)(1)(f)			
	Street Address or P.O. Box 550 South Vermont Ave., 11th Floor	(24) SEDP-1, (04)(A)(2)(f)			
	City Los Angeles	State CA	Zip Code 90020	(25) SEDP-1, (04)(B)(1)(f)	9,951,264
	Type of Claim	Estimated Claim	Reimbursement Claim	(26) SEDP-1, (04)(B)(2)(f)	568,041
	(03) Estimated <input checked="" type="checkbox"/>	(09) Reimbursement <input checked="" type="checkbox"/>	(27) SEDP-1, (04)(B)(3)(f)	22,902	
	(04) Combined <input type="checkbox"/>	(10) Combined <input type="checkbox"/>	(28) SEDP-1, (04)(B)(4)(f)	108,786	
	(05) Amended <input type="checkbox"/>	(11) Amended <input type="checkbox"/>	(29) SEDP-1, (06)	1	
	Fiscal Year of Cost	(06) <u>2006 / 2007</u>	(12) <u>2005 / 2006</u>	(30) SEDP-1, (07)	83,754
Total Claimed Amount	(07) 8,236,800	(13) 7,488,000	(31) SEDP-1, (09)		
Less: 10% Late Penalty, not to exceed \$1,000		(14) 0	(32) SEDP-1, (10)	3,246,747	
Less: Prior Claim Payment Received		(15) 7,488,000	(33)		
Net Claimed Amount		(16) 0	(34)		
Due to Claimant	(08) 8,236,800	(17) 0	(35)		
Due to State		(18)	(36)		

**(37) CERTIFICATION OF CLAIM**

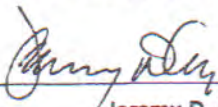
In accordance with the provisions of Government Code 17561, I certify that I am the officer authorized by the local agency to file mandated cost claims with the State of California for this program, and certify under penalty of perjury that I have not violated any of the provisions of Government Code Sections 1090 to 1098, inclusive.

I further certify that there was no application other than from the claimant, nor any grant or payment received, for reimbursement of costs claimed herein, and such costs are for a new program or increased level of services of an existing program. All offsetting savings and reimbursements set forth in the Parameters and Guidelines are identified, and all costs claimed are supported by source documentation currently maintained by the claimant.

The amounts for this Estimated Claim and/or Reimbursement Claim are hereby claimed from the State for payment of estimated and/or actual costs set forth on the attached statements. I certify under penalty of perjury under the laws of the State of California that the foregoing is true and correct.

Signature of Authorized Officer

Date



1/4/07

Jeremy D. Cortez

Acting Administrative Deputy

Type or Print Name

Title

(38) Name of Contact Person for Claim

Winnie Suen

Telephone Number

(213) 738-4690

Ext.

E-Mail Address

wsuen@lacadmh.org



Program <b>191</b>		<b>MANDATED COSTS</b> <b>SERIOUSLY EMOTIONALLY DISTURBED PUPILS:</b> <b>OUT-OF-STATE MENTAL HEALTH SERVICES</b> <b>CLAIM SUMMARY</b>					FORM SEDP-1
(01) Claimant: COUNTY OF LOS ANGELES / DEPARTMENT OF MENTAL HEALTH		(02) Type of Claim Reimbursement <input checked="" type="checkbox"/> Estimated <input type="checkbox"/>			Fiscal Year 2005/2006		
<b>Claim Statistics</b>							
(03) Number of pupils placed in out-of-state residential programs in the fiscal year of claim.						560	
<b>Direct Costs</b>		<b>Object Accounts</b>					
(04)	Reimbursable Components	(a) Salaries	(b) Benefits	(c) Services and Supplies	(d) Fixed Assets	(e) Travel and Training	(f) Total
<b>A. One-Time Costs</b>							
1. Develop Policies, Procedures, and Contractual Arrangements							
2. Conduct County Staff Training							
<b>B. Ongoing Costs</b>							
1. Mental Health Service Vendor Reimbursements		9,951,264					9,951,264
2. Case Management		568,041					568,041
3. Travel		22,902					22,902
4. Program Management		108,786					108,786
(05)	<b>Total Direct Costs</b>	10,650,993					10,650,993
<b>Indirect Costs</b>							
(06)	Indirect Cost Rate	See Tab: "FY 2005/06 Indirect Cost Rate" Schedule					0.7864%
(07)	Total Indirect Costs	[Line (06) x line (05)(a)] or [Line (06) x (line (05)(a) + line (05)(b))]					83,754
(08)	Total Direct and Indirect Costs	[Line (05)(f) + line (07)]					10,734,747
<b>Cost Reduction</b>							
(09)	Less: Offsetting Savings						
(10)	Less: Other Reimbursements	See Tab "FY 2005/06 Federal IDEA Funds"					3,246,747
(11)	Total Claimed Amount	[Line (08) - (line (09) + line (10))]					7,488,000

Program <b>191</b>	<b>MANDATED COSTS</b> <b>SERIOUSLY EMOTIONALLY DISTURBED PUPILS:</b> <b>OUT-OF-STATE MENTAL HEALTH SERVICES</b> <b>COMPONENT/ACTIVITY COST DETAIL</b>	<b>FORM</b> <b>SEDP-2</b>
-----------------------	--	------------------------------

(01) Claimant: COUNTY OF LOS ANGELES DEPARTMENT OF MENTAL HEALTH	(02) Fiscal Year: <u>2005/2006</u>
---	------------------------------------

(03) Reimbursable Components: Check only one box per form to identify the component being claimed.

**One-Time Costs:**

Develop Policies, Procedures, and Contractual Arrangements     
  Conduct County Staff Training

**Ongoing Costs:**

Mental Health Service Vendor Reimbursements\*     
  Travel

Case Management     
  Program Management

(04) Description of Expenses: Complete columns (a) through (h).							
(a) Employee Names, Job Classifications, Functions Performed, and Description of Expenses	(b) Hourly Rate or Unit Cost	(c) Hours Worked or *Quantity	(d) Salaries	(e) Benefits	(f) Services and Supplies	(g) Fixed Assets	(h) Travel and Training
See Attachment 1a for FY 2005/06 Expenditures See Attachment 1b for Expenditures for Due Process Hearing Settlements / Late Invoices for FY 2004/05					9,919,363		
					31,901		
(05) Total <input checked="" type="checkbox"/>	Subtotal <input type="checkbox"/>	Page: <u>1</u> of <u>1</u>			9,951,264		



Program <div style="font-size: 24pt; font-weight: bold; text-align: center;">191</div>	<b>MANDATED COSTS</b> <b>SERIOUSLY EMOTIONALLY DISTURBED PUPILS:</b> <b>OUT-OF-STATE MENTAL HEALTH SERVICES</b> <b>COMPONENT/ACTIVITY COST DETAIL</b>	<b>FORM</b> <b>SEDP-2</b>
---	--	------------------------------

(01) Claimant: COUNTY OF LOS ANGELES DEPARTMENT OF MENTAL HEALTH	(02) Fiscal Year: <u>2005/2006</u>
---	------------------------------------

(03) Reimbursable Components: Check only one box per form to identify the component being claimed.

**One-Time Costs:**

Develop Policies, Procedures, and Contractual Arrangements
  Conduct County Staff Training

**Ongoing Costs:**

Mental Health Service Vendor Reimbursements\*
  Travel

Case Management
  Program Management

(04) Description of Expenses: Complete columns (a) through (h).								Object Accounts							
(a) Employee Names, Job Classifications, Functions Performed, and Description of Expenses		(b) Hourly Rate or Unit Cost	(c) Hours Worked or Quantity	(d) Salaries	(e) Benefits	(f) Services and Supplies	(g) Fixed Assets	(h) Travel and Training							
See Attachment 2						568,041									
(05) Total <input checked="" type="checkbox"/> Subtotal <input type="checkbox"/> Page: <u>1</u> of <u>1</u>						568,041									

Program <b>191</b>	<b>MANDATED COSTS</b> <b>SERIOUSLY EMOTIONALLY DISTURBED PUPILS:</b> <b>OUT-OF-STATE MENTAL HEALTH SERVICES</b> <b>COMPONENT/ACTIVITY COST DETAIL</b>	<b>FORM</b>  <b>SEDP-2</b>
-----------------------	--	----------------------------------

(01) Claimant: COUNTY OF LOS ANGELES DEPARTMENT OF MENTAL HEALTH	(02) Fiscal Year: <u>2005/2006</u>
---	------------------------------------

(03) Reimbursable Components: Check only one box per form to identify the component being claimed.

**One-Time Costs:**

Develop Policies, Procedures, and Contractual Arrangements     
  Conduct County Staff Training

**Ongoing Costs:**

Mental Health Service Vendor Reimbursements\*     
  Travel

Case Management     
  Program Management

(04) Description of Expenses: Complete columns (a) through (h). **Object Accounts**

(a) Employee Names, Job Classifications, Functions Performed, and Description of Expenses	(b) Hourly Rate or Unit Cost	(c) Hours Worked or Quantity	(d) Salaries	(e) Benefits	(f) Services and Supplies	(g) Fixed Assets	(h) Travel and Training
<b>See Attachment 3</b>					22,902		

(05) Total <input checked="" type="checkbox"/> Subtotal <input type="checkbox"/> Page: <u>1</u> of <u>1</u>			22,902	/
---	--	--	--------	---



Program <div style="font-size: 24pt; font-weight: bold; text-align: center;">191</div>	<b>MANDATED COSTS</b> <b>SERIOUSLY EMOTIONALLY DISTURBED PUPILS:</b> <b>OUT-OF-STATE MENTAL HEALTH SERVICES</b> <b>COMPONENT/ACTIVITY COST DETAIL</b>	<b>FORM</b> <b>SEDP-2</b>
---	--	------------------------------

(01) Claimant: COUNTY OF LOS ANGELES DEPARTMENT OF MENTAL HEALTH	(02) Fiscal Year: <u>2005/2006</u>
---	------------------------------------

(03) Reimbursable Components: Check only one box per form to identify the component being claimed.

**One-Time Costs:**

Develop Policies, Procedures, and Contractual Arrangements     
  Conduct County Staff Training

**Ongoing Costs:**

Mental Health Service Vendor Reimbursements\*     
  Travel  
 Case Management     
  Program Management

(04) Description of Expenses: Complete columns (a) through (h).							
	Object Accounts						
(a) Employee Names, Job Classifications, Functions Performed, and Description of Expenses	(b) Hourly Rate or Unit Cost	(c) Hours Worked or Quantity	(d) Salaries	(e) Benefits	(f) Services and Supplies	(g) Fixed Assets	(h) Travel and Training
See Attachment 4a See Attachment 4b					94,334 14,452		
(05) Total <input checked="" type="checkbox"/> Subtotal <input type="checkbox"/> Page: <u>1</u> of <u>1</u>					108,786		

**OUT OF STATE PLACEMENT  
 MENTAL HEALTH SERVICES  
 FY 2005 - 2006**

OUT-OF-STATE CONTRACTORS	MIS #	IN PLACEMENT START	DMH RATE	DAYS	CLIENT COUNT	TOTAL AMOUNT
Alpine Academy	[REDACTED]	11/18/05	69.05	225	1	15,536
Alpine Academy	[REDACTED]	02/08/06 05/07/06	69.05	88	1	6,076
Alpine Academy	[REDACTED]	05/11/05 12/01/05	75.00	153	1	11,475
Alpine Academy	[REDACTED]	12/01/05 06/14/06	69.05	195	0	13,465
Alpine Academy	[REDACTED]	03/06/06	69.05	117	1	8,079
Alpine Academy	[REDACTED]	04/01/05 09/01/05	75.00	62	1	4,650
Alpine Academy	[REDACTED]	09/01/05	69.05	303	0	20,922
Alpine Academy	[REDACTED]	05/04/06	69.05	58	1	4,005
Alpine Academy	[REDACTED]	06/08/06	69.05	23	1	1,588
<b>Alpine Academy</b>				<b>1,224</b>	<b>7</b>	<b>85,796</b>
Aspen Solutions/Aspen Ranch	[REDACTED]	09/09/04 08/14/05	88.00	44	1	3,872
Aspen Solutions/Aspen Ranch	[REDACTED]	03/01/06	88.00	122	1	10,736
Aspen Solutions/Aspen Ranch	[REDACTED]	05/05/05	88.00	365	1	32,120
Aspen Solutions/Aspen Ranch	[REDACTED]	11/28/05	88.00	215	1	18,920
Aspen Solutions/Aspen Ranch	[REDACTED]	05/19/06	88.00	43	1	3,784
Aspen Solutions/Aspen Ranch	[REDACTED]	10/05/04 10/22/05	88.00	113	1	9,944
Aspen Solutions/Aspen Ranch	[REDACTED]	06/02/05	88.00	365	1	32,120
Aspen Solutions/Aspen Ranch	[REDACTED]	05/20/06	88.00	42	1	3,696
Aspen Solutions/Aspen Ranch	[REDACTED]	10/27/04 09/23/05	88.00	84	1	7,392
<b>Aspen Solutions/Aspen Ranch</b>				<b>1,393</b>	<b>9</b>	<b>122,584</b>
Aspen Solutions/Island View	[REDACTED]	11/18/05	85.00	225	1	19,125
Aspen Solutions/Island View	[REDACTED]	02/24/05 06/30/06	85.00	364	1	30,940
Aspen Solutions/Island View	[REDACTED]	11/08/05 01/09/06	85.00	62	1	5,270
Aspen Solutions/Island View	[REDACTED]	07/06/05	85.00	360	1	30,600
Aspen Solutions/Island View	[REDACTED]	04/26/05 02/17/06	85.00	231	1	19,635
Aspen Solutions/Island View	[REDACTED]	05/27/05 06/30/06	85.00	364	1	30,940
Aspen Solutions/Island View	[REDACTED]	03/23/05 04/21/06	85.00	294	1	24,990
Aspen Solutions/Island View	[REDACTED]	06/29/05 11/12/05	85.00	134	1	11,390
Aspen Solutions/Island View	[REDACTED]	03/29/05 09/28/05	85.00	89	1	7,565
<b>Aspen Solutions/Island View</b>				<b>2,123</b>	<b>9</b>	<b>180,455</b>
Aspen Solutions/New Leaf Academy	[REDACTED]	12/01/04 07/25/05		24	1	-
Aspen Solutions/New Leaf Academy	[REDACTED]	03/01/05 09/01/05		62	1	-
<b>Aspen Solutions/New Leaf Academy</b>				<b>86</b>	<b>2</b>	<b>-</b>
Aspen Solutions/SanHawk Acad.	[REDACTED]	03/24/06	88.00	99	1	8,712



**OUT OF STATE PLACEMENT  
 MENTAL HEALTH SERVICES  
 FY 2005 - 2006**

OUT-OF-STATE CONTRACTORS	MIS #	IN PLACEMENT		DMH RATE	DAYS	CLIENT COUNT	TOTAL AMOUNT
		START	STOP				
Aspen Solutions/SanHawk Acad.	[REDACTED]	05/13/05	02/11/06	88.00	225	1	19,800
Aspen Solutions/SanHawk Acad.	[REDACTED]	05/11/06	06/21/06	88.00	41	1	3,608
Aspen Solutions/SanHawk Acad.	[REDACTED]	01/24/06	05/17/06	88.00	102	1	8,976
<b>Aspen Solutions/SanHawk Acad.</b>					467	4	41,096
Aspen Solutions/Youth Care Inc.	[REDACTED]	11/16/05	04/27/06	95.00	162	1	15,390
Aspen Solutions/Youth Care Inc.	[REDACTED]	02/24/05	02/23/06	95.00	237	1	22,515
<b>Aspen Solutions/Youth Care Inc.</b>					399	2	37,905
Cathedral Home for Children	[REDACTED]	10/13/04		135.00	365	1	49,275
Cathedral Home for Children	[REDACTED]	07/03/04		135.00	365	1	49,275
Cathedral Home for Children	[REDACTED]	11/18/04		135.00	365	1	49,275
Cathedral Home for Children	[REDACTED]	07/08/05		135.00	358	1	48,330
Cathedral Home for Children	[REDACTED]	04/28/04	06/06/06	135.00	340	1	45,900
Cathedral Home for Children	[REDACTED]	01/29/06		135.00	153	1	20,655
Cathedral Home for Children	[REDACTED]	05/03/03	12/02/05	135.00	154	1	20,790
Cathedral Home for Children	[REDACTED]	11/05/04		135.00	365	1	49,275
Cathedral Home for Children	[REDACTED]	02/18/04	08/11/05	135.00	41	1	5,535
<b>Cathedral Home for Children</b>					2,506	9	338,310
Cinnamon Hills	[REDACTED]	09/29/04	01/19/06	50.00	202	1	10,100
Cinnamon Hills	[REDACTED]	07/12/04	08/04/05	50.00	34	1	1,700
Cinnamon Hills	[REDACTED]	01/26/06		50.00	156	1	7,800
Cinnamon Hills	[REDACTED]	01/07/05	11/21/05	50.00	143	1	7,150
Cinnamon Hills	[REDACTED]	02/03/05	01/07/06	50.00	190	1	9,500
Cinnamon Hills	[REDACTED]	12/08/05	01/25/06	50.00	48	1	2,400
Cinnamon Hills	[REDACTED]	06/28/06		50.00	3	1	150
Cinnamon Hills	[REDACTED]	08/11/05		50.00	324	1	16,200
Cinnamon Hills	[REDACTED]	10/14/05	04/28/06	50.00	196	1	9,800
<b>Cinnamon Hills</b>					1,296	9	64,800
Colorado Boys Ranch	[REDACTED]	09/10/04	08/21/05	113.06	51	1	5,766
Colorado Boys Ranch	[REDACTED]	06/30/06		113.06	1	0	113
Colorado Boys Ranch	[REDACTED]	12/14/05		113.06	199	1	22,499
Colorado Boys Ranch	[REDACTED]	06/28/05		113.06	365	1	41,267
Colorado Boys Ranch	[REDACTED]	12/09/04	03/06/06	113.06	248	1	28,039
Colorado Boys Ranch	[REDACTED]	02/10/06	03/25/06	113.06	43	1	4,862
Colorado Boys Ranch	[REDACTED]	03/27/06		113.06	96	0	10,854
Colorado Boys Ranch	[REDACTED]	07/05/05		113.06	361	1	40,815



**OUT OF STATE PLACEMENT  
 MENTAL HEALTH SERVICES  
 FY 2005 - 2006**

OUT-OF-STATE	MIS #	IN PLACEMENT		DMH		CLIENT	TOTAL
CONTRACTORS				RATE	DAYS	COUNT	AMOUNT
		START	STOP				
Colorado Boys Ranch	[REDACTED]	01/14/05		113.06	365	1	41,267
Colorado Boys Ranch	[REDACTED]	08/13/04		113.06	365	1	41,267
Colorado Boys Ranch	[REDACTED]	01/21/05		113.06	365	1	41,267
Colorado Boys Ranch	[REDACTED]	04/05/04	07/15/05	113.06	14	1	1,583
Colorado Boys Ranch	[REDACTED]	06/23/05	05/13/06	113.06	316	1	35,727
Colorado Boys Ranch	[REDACTED]	05/10/05	03/15/06	113.06	257	1	29,056
Colorado Boys Ranch	[REDACTED]	12/29/05		113.06	184	1	20,803
Colorado Boys Ranch	[REDACTED]	02/09/06		113.06	142	1	16,055
Colorado Boys Ranch	[REDACTED]	03/09/06		113.06	114	1	12,889
Colorado Boys Ranch	[REDACTED]	05/27/05		113.06	365	1	41,267
Colorado Boys Ranch	[REDACTED]	08/12/02	12/21/05	113.06	173	1	19,559
Colorado Boys Ranch	[REDACTED]	11/11/05		113.06	232	1	26,230
Colorado Boys Ranch	[REDACTED]	01/03/05	12/21/05	113.06	173	1	19,559
Colorado Boys Ranch	[REDACTED]	08/29/03		113.06	365	1	41,267
Colorado Boys Ranch	[REDACTED]	01/30/06	04/28/06	113.06	88	1	9,949
Colorado Boys Ranch	[REDACTED]	05/19/04	03/25/06	113.06	267	1	30,187
Colorado Boys Ranch	[REDACTED]	04/08/06		113.06	84	0	9,497
Colorado Boys Ranch	[REDACTED]	06/06/06		113.06	25	1	2,827
Colorado Boys Ranch	[REDACTED]	01/07/05	12/22/05	113.06	174	1	19,672
Colorado Boys Ranch	[REDACTED]	08/18/05		113.06	317	1	35,840
Colorado Boys Ranch	[REDACTED]	01/27/06	05/13/06	113.06	106	1	11,984
Colorado Boys Ranch	[REDACTED]	07/19/04	07/02/05	113.06	1	1	113
Colorado Boys Ranch	[REDACTED]	04/05/05	03/04/06	113.06	246	1	27,813
Colorado Boys Ranch	[REDACTED]	06/08/06		113.06	23	1	2,600
Colorado Boys Ranch	[REDACTED]	04/25/06		113.06	67	1	7,575
Colorado Boys Ranch	[REDACTED]	05/14/04		113.06	365	1	41,267
Colorado Boys Ranch	[REDACTED]	06/07/02	07/15/05	113.06	14	1	1,583
Colorado Boys Ranch	[REDACTED]	01/09/06		113.06	173	1	19,559
Colorado Boys Ranch	[REDACTED]	06/17/04	07/19/05	113.06	18	1	2,035
Colorado Boys Ranch	[REDACTED]	06/12/06		113.06	19	1	2,148
Colorado Boys Ranch	[REDACTED]	12/27/05	12/28/05	113.06	1	1	113
Colorado Boys Ranch	[REDACTED]	03/16/04	07/01/05	113.06	-	1	-
Colorado Boys Ranch	[REDACTED]	03/08/02	07/17/05	113.06	16	1	1,809
Colorado Boys Ranch	[REDACTED]	06/03/05	02/27/06	113.06	241	1	27,247
Colorado Boys Ranch	[REDACTED]	12/03/04		113.06	365	1	41,267



**OUT OF STATE PLACEMENT  
 MENTAL HEALTH SERVICES  
 FY 2005 - 2006**

OUT-OF-STATE	MIS #	IN PLACEMENT		DMH		CLIENT	TOTAL
CONTRACTORS				RATE	DAYS	COUNT	AMOUNT
		START	STOP				
Colorado Boys Ranch	██████	03/06/06		113.06	117	1	13,228
Colorado Boys Ranch	██████	03/20/06		113.06	103	1	11,645
Colorado Boys Ranch	██████	12/15/05		113.06	198	1	22,386
Colorado Boys Ranch	██████	02/23/05	07/30/05	113.06	29	1	3,279
Colorado Boys Ranch	██████	01/03/06		113.06	179	1	20,238
Colorado Boys Ranch	██████	10/13/03	07/18/05	113.06	17	1	1,922
Colorado Boys Ranch	██████	01/07/05		113.06	365	1	41,267
Colorado Boys Ranch	██████	12/27/04		113.06	365	1	41,267
Colorado Boys Ranch	██████	01/20/06		113.06	162	1	18,316
Colorado Boys Ranch	██████	11/17/05	01/17/06	113.06	61	1	6,897
<b>Colorado Boys Ranch</b>					<b>9,000</b>	<b>50</b>	<b>1,017,540</b>
DayStar	██████	03/02/02		80.00	365	1	29,200
DayStar	██████	07/01/00		80.00	365	1	29,200
DayStar	██████	12/28/00		80.00	365	1	29,200
DayStar	██████	07/30/04		80.00	365	1	29,200
<b>DayStar</b>					<b>1,460</b>	<b>4</b>	<b>116,800</b>
Devereux Florida	██████	02/27/06		213.90	124	1	26,524
Devereux Florida	██████	12/12/05		213.90	201	1	42,994
<b>Devereux Florida</b>					<b>325</b>	<b>2</b>	<b>69,518</b>
Devereux Glenholme (Regular)	██████	08/01/05		29.25	334	1	9,770
Devereux Glenholme (Regular)	██████	09/12/05		29.25	292	1	8,541
<b>Devereux Glenholme</b>					<b>626</b>	<b>2</b>	<b>18,311</b>
Devereux Cleo Wallace	██████	10/11/04		140.00	365	1	51,100
Devereux Cleo Wallace	██████	11/22/05		140.00	221	1	30,940
Devereux Cleo Wallace	██████	08/12/05	01/25/06	140.00	166	1	23,240
Devereux Cleo Wallace	██████	03/29/05	08/16/05	140.00	46	1	6,440
Devereux Cleo Wallace	██████	11/03/04		140.00	365	1	51,100
Devereux Cleo Wallace	██████	07/22/04	02/25/06	140.00	239	1	33,460
Devereux Cleo Wallace	██████	08/26/02	12/28/05	140.00	180	1	25,200
Devereux Cleo Wallace	██████	03/08/05		140.00	365	1	51,100
Devereux Cleo Wallace	██████	02/21/05		140.00	365	1	51,100
Devereux Cleo Wallace	██████	08/31/05	03/19/06	140.00	200	1	28,000
Devereux Cleo Wallace	██████	07/19/04		140.00	365	1	51,100
Devereux Cleo Wallace	██████	03/28/05		140.00	365	1	51,100
Devereux Cleo Wallace	██████	04/08/04	12/08/05	140.00	160	1	22,400



**OUT OF STATE PLACEMENT  
 MENTAL HEALTH SERVICES  
 FY 2005 - 2006**

OUT-OF-STATE CONTRACTORS	MIS #	IN PLACEMENT		DMH RATE	DAYS	CLIENT COUNT	TOTAL AMOUNT
		START	STOP				
Devereux Cleo Wallace	[REDACTED]	12/26/05	04/14/06	140.00	109	0	15,260
Devereux Cleo Wallace	[REDACTED]	03/02/06		140.00	121	1	16,940
Devereux Cleo Wallace	[REDACTED]	02/04/05	02/22/06	140.00	236	1	33,040
Devereux Cleo Wallace	[REDACTED]	05/26/05	07/31/05	140.00	30	1	4,200
Devereux Cleo Wallace	[REDACTED]	04/11/05		140.00	365	1	51,100
Devereux Cleo Wallace	[REDACTED]	09/17/04		140.00	365	1	51,100
<b>Devereux Cleo Wallace</b>					<b>4,628</b>	<b>18</b>	<b>647,920</b>
Devereux (Texas) - League	[REDACTED]	10/19/05		143.11	255	1	36,493
Devereux (Texas) - League	[REDACTED]	05/04/06		100.72	58	1	5,842
Devereux (Texas) - League	[REDACTED]	10/04/04	06/08/06	100.72	342	1	34,446
Devereux (Texas) - League	[REDACTED]	03/07/05	05/26/06	100.72	329	1	33,137
Devereux (Texas) - League	[REDACTED]	05/28/04	08/19/05	100.72	49	1	4,935
Devereux (Texas) - Victoria	[REDACTED]	03/14/06		57.20	109	1	6,235
Devereux (Texas) - League	[REDACTED]	06/23/06		100.72	8	1	806
Devereux (Texas) - League	[REDACTED]	05/19/06		100.72	43	1	4,331
Devereux (Texas) - League	[REDACTED]	08/06/04		143.11	365	1	52,235
Devereux (Texas) - League	[REDACTED]	01/30/06		143.11	152	1	21,753
Devereux (Texas) - League	[REDACTED]	12/15/03	05/26/06	100.72	329	1	33,137
Devereux (Texas) - Victoria	[REDACTED]	06/13/05	06/02/06	57.20	336	1	19,219
Devereux (Texas) - League	[REDACTED]	06/02/06		143.11	29	0	4,150
Devereux (Texas) - League	[REDACTED]	05/28/04	01/13/06	100.72	196	1	19,741
Devereux (Texas) - League	[REDACTED]	08/21/04	01/06/06	143.11	189	1	27,048
Devereux (Texas) - League	[REDACTED]	01/06/06		138.11	176	0	24,307
Devereux (Texas) - League	[REDACTED]	09/13/05		100.72	291	1	29,310
Devereux (Texas) - League	[REDACTED]	12/15/03	01/27/06	143.11	210	1	30,053
Devereux (Texas) - League	[REDACTED]	02/19/04	07/14/05	138.10	13	1	1,795
Devereux (Texas) - League	[REDACTED]	09/02/05		143.11	302	1	43,219
Devereux (Texas) - League	[REDACTED]	08/04/04	12/25/05	143.11	177	1	25,330
Devereux (Texas) - League	[REDACTED]	02/14/05		143.11	365	1	52,235
Devereux (Texas) - League	[REDACTED]	06/20/06		100.72	11	1	1,108
Devereux (Texas) - League	[REDACTED]	03/24/06		143.11	99	1	14,168
Devereux (Texas) - League	[REDACTED]	05/26/05	01/26/06	100.72	209	1	21,050
Devereux (Texas) - League	[REDACTED]	12/01/05	05/01/06	100.72	151	1	15,209
Devereux (Texas) - League	[REDACTED]	05/02/06	06/09/06	143.11	38	1	5,438
Devereux (Texas) - League	[REDACTED]	06/09/06		138.10	22	0	3,038



**OUT OF STATE PLACEMENT  
 MENTAL HEALTH SERVICES  
 FY 2005 - 2006**

OUT-OF-STATE CONTRACTORS	MIS #	IN PLACEMENT		DMH RATE	DAYS	CLIENT COUNT	TOTAL AMOUNT
		START	STOP				
Devereux (Texas) - Victoria	[REDACTED]	10/11/05	01/09/06	57.20	90	1	5,148
Devereux (Texas) - Victoria	[REDACTED]	06/23/06		57.20	8	0	458
Devereux (Texas) - League	[REDACTED]	09/20/05		143.11	284	1	40,643
Devereux (Texas) - League	[REDACTED]	06/23/03	08/16/05	100.72	46	1	4,633
Devereux (Texas) - League	[REDACTED]	01/30/06	06/30/06	138.10	151	0	20,853
Devereux (Texas) - League	[REDACTED]	05/18/05	08/19/05	100.72	49	1	4,935
Devereux (Texas) - League	[REDACTED]	08/29/05	11/24/05	143.11	87	1	12,451
Devereux (Texas) - League	[REDACTED]	05/31/05		100.72	365	1	36,763
Devereux (Texas) - League	[REDACTED]	12/26/05		138.10	187	1	25,825
Devereux (Texas) - League	[REDACTED]	12/30/05	03/04/06	100.72	64	1	6,446
Devereux (Texas) - League	[REDACTED]	08/15/02	11/19/05	138.10	141	1	19,472
Devereux (Texas) - League	[REDACTED]	03/07/06		143.11	116	1	16,601
Devereux (Texas) - League	[REDACTED]	03/16/05		100.72	365	1	36,763
Devereux (Texas) - League	[REDACTED]	03/30/05	12/29/05	143.11	181	1	25,903
Devereux (Texas) - League	[REDACTED]	12/29/05	04/28/06	100.72	120	0	12,086
Devereux (Texas) - League	[REDACTED]	09/24/04	11/19/05	100.72	141	1	14,202
Devereux (Texas) - League	[REDACTED]	04/07/05		138.10	365	1	50,407
Devereux (Texas) - League	[REDACTED]	11/17/05		143.11	226	1	32,343
Devereux (Texas) - League	[REDACTED]	09/30/04	03/07/06	143.11	249	1	35,634
Devereux (Texas) - League	[REDACTED]	11/11/04	12/30/05	100.72	182	1	18,331
Devereux (Texas) - Victoria	[REDACTED]	02/03/06		57.20	148	1	8,466
Devereux (Texas) - League	[REDACTED]	08/05/04	01/04/06	100.72	187	1	18,835
Devereux (Texas) - League	[REDACTED]	06/20/05	02/23/06	100.72	237	1	23,871
Devereux (Texas) - League	[REDACTED]	02/23/06		143.11	128	0	18,318
Devereux (Texas) - League	[REDACTED]	08/19/05		143.11	316	1	45,223
Devereux (Texas) - League	[REDACTED]	12/29/05		143.11	184	1	26,332
Devereux (Texas) - Victoria	[REDACTED]	04/19/06		57.20	73	1	4,176
Devereux (Texas) - League	[REDACTED]	01/11/06	06/09/06	100.72	149	1	15,007
Devereux (Texas) - League	[REDACTED]	04/12/05	02/11/06	143.11	225	1	32,200
Devereux (Texas) - League	[REDACTED]	05/04/05	04/19/06	143.11	292	1	41,788
Devereux (Texas) - League	[REDACTED]	04/19/06		100.72	73	0	7,353
Devereux (Texas) - League	[REDACTED]	09/30/05	05/14/06	100.72	226	1	22,763
Devereux (Texas) - League	[REDACTED]	05/14/06		138.10	48	0	6,629
Devereux (Texas) - League	[REDACTED]	09/06/05		143.11	298	1	42,647
Devereux (Texas) - League	[REDACTED]	09/08/04		143.11	365	1	52,235



**OUT OF STATE PLACEMENT  
 MENTAL HEALTH SERVICES  
 FY 2005 - 2006**

OUT-OF-STATE	MIS #	IN PLACEMENT		DMH		CLIENT	TOTAL
CONTRACTORS				RATE	DAYS	COUNT	AMOUNT
		START	STOP				
Devereux (Texas) - Victoria	[REDACTED]	11/28/05		57.20	215	1	12,298
Devereux (Texas) - League	[REDACTED]	02/20/06	03/07/06	143.11	15	1	2,147
Devereux (Texas) - League	[REDACTED]	03/07/06		100.72	116	0	11,684
Devereux (Texas) - League	[REDACTED]	03/14/06		143.11	109	1	15,599
Devereux (Texas) - Victor.-Adult	[REDACTED]	05/12/04		23.03	365	1	8,406
Devereux (Texas) - League	[REDACTED]	06/13/05		143.11	365	1	52,235
Devereux (Texas) - Victoria	[REDACTED]	12/06/05		57.20	207	1	11,840
Devereux (Texas) - League	[REDACTED]	11/18/04	06/14/06	100.72	348	1	35,051
Devereux (Texas) - League	[REDACTED]	08/19/03	08/10/05	143.11	40	1	5,724
Devereux (Texas) - League	[REDACTED]	04/11/05		100.72	365	1	36,763
Devereux (Texas) - League	[REDACTED]	02/17/05	03/24/06	138.10	266	1	36,735
Devereux (Texas) - League	[REDACTED]	12/21/05		100.72	192	1	19,338
Devereux (Texas) - League	[REDACTED]	05/23/06		100.72	39	1	3,928
Devereux (Texas) - League	[REDACTED]	06/29/05	01/06/06	138.10	189	1	26,101
Devereux (Texas) - League	[REDACTED]	04/16/04	06/19/06	143.11	353	1	50,518
Devereux (Texas) - League	[REDACTED]	10/05/05		143.11	269	1	38,497
Devereux (Texas) - League	[REDACTED]	06/08/06		100.72	23	1	2,317
Devereux (Texas) - League	[REDACTED]	02/21/05	08/27/05	138.10	57	1	7,872
Devereux (Texas) - League	[REDACTED]	07/08/04		143.11	365	1	52,235
Devereux (Texas) - League	[REDACTED]	05/27/05	10/07/05	100.72	98	1	9,871
Devereux (Texas) - League	[REDACTED]	10/07/05		138.10	267	0	36,873
Devereux (Texas) - Victoria	[REDACTED]	07/01/02		57.20	365	1	20,878
Devereux (Texas) - League	[REDACTED]	11/19/04	07/29/05	143.11	28	1	4,007
Devereux (Texas) - League	[REDACTED]	11/16/05		143.11	227	1	32,486
Devereux (Texas) - League	[REDACTED]	03/22/06		100.72	101	1	10,173
Devereux (Texas) - League	[REDACTED]	05/03/06		143.11	59	1	8,443
Devereux (Texas) - Victoria	[REDACTED]	10/28/03	01/18/06	57.20	201	1	11,497
Devereux (Texas) - League	[REDACTED]	01/18/06		143.11	164	0	23,470
Devereux (Texas) - League	[REDACTED]	06/08/06		100.72	23	1	2,317
Devereux (Texas) - League	[REDACTED]	01/08/05	11/21/05	143.11	143	1	20,465
Devereux (Texas) - League	[REDACTED]	11/21/05	05/27/06	100.72	187	0	18,835
Devereux (Texas) - League	[REDACTED]	11/22/03	10/03/05	143.11	94	1	13,452
Devereux (Texas) - League	[REDACTED]	05/02/05		100.72	365	1	36,763
Devereux (Texas) - Victoria	[REDACTED]	01/07/05	12/15/05	57.20	167	1	9,552
Devereux (Texas) - Victoria	[REDACTED]	01/12/06		57.20	170	0	9,724



**OUT OF STATE PLACEMENT  
 MENTAL HEALTH SERVICES  
 FY 2005 - 2006**

OUT-OF-STATE CONTRACTORS	MIS #	IN PLACEMENT		DMH RATE	DAYS	CLIENT COUNT	TOTAL AMOUNT
		START	STOP				
Devereux (Texas) - League	[REDACTED]	10/22/04	05/26/06	100.72	329	1	33,137
Devereux (Texas) - Victor.-Adult	[REDACTED]	06/02/05		23.03	365	1	8,406
Devereux (Texas) - League.	[REDACTED]	10/08/05	05/01/06	143.11	205	1	29,338
Devereux (Texas) - League	[REDACTED]	05/01/06	05/26/06	138.10	25	0	3,453
Devereux (Texas) - Victoria	[REDACTED]	02/03/06		57.20	148	1	8,466
Devereux (Texas) - League	[REDACTED]	09/07/04	08/26/05	143.11	56	1	8,014
Devereux (Texas) - Victoria	[REDACTED]	07/07/05		57.20	359	1	20,535
Devereux (Texas) - League	[REDACTED]	09/03/05		143.11	301	1	43,076
Devereux (Texas) - League	[REDACTED]	08/14/03		143.11	365	1	52,235
Devereux (Texas) - League	[REDACTED]	01/12/05		143.11	365	1	52,235
Devereux (Texas) - League	[REDACTED]	04/21/03	09/02/05	100.72	63	1	6,345
Devereux (Texas) - League	[REDACTED]	12/09/05		143.11	204	0	29,194
Devereux (Texas) - League	[REDACTED]	02/02/05	09/08/05	143.11	69	1	9,875
Devereux (Texas) - League	[REDACTED]	12/17/04	08/11/05	143.11	41	1	5,868
Devereux (Texas) - League	[REDACTED]	08/16/05		100.72	319	1	32,130
Devereux (Texas) - Victor.-Adult	[REDACTED]	08/23/05	12/27/05	23.03	126	1	2,902
Devereux (Texas) - League	[REDACTED]	09/23/04	01/12/06	138.10	195	1	26,930
Devereux (Texas) - League	[REDACTED]	04/25/05	10/16/05	100.72	107	1	10,777
Devereux (Texas) - League	[REDACTED]	06/15/06		100.72	16	1	1,612
Devereux (Texas) - League	[REDACTED]	05/09/05		143.11	365	1	52,235
Devereux (Texas) - Victor.-Adult	[REDACTED]	07/05/04		23.03	365	1	8,406
Devereux (Texas) - League	[REDACTED]	04/12/04		138.10	365	1	50,407
Devereux (Texas) - League	[REDACTED]	03/11/05	09/13/05	100.72	74	1	7,453
Devereux (Texas) - League	[REDACTED]	09/13/05		138.10	291	0	40,187
Devereux (Texas) - League	[REDACTED]	02/10/04	08/26/05	138.10	56	1	7,734
Devereux (Texas) - League	[REDACTED]	04/05/05	01/03/06	143.11	186	1	26,618
Devereux (Texas) - League	[REDACTED]	01/03/06		100.72	179	0	18,029
Devereux (Texas) - League	[REDACTED]	12/28/04	11/18/05	143.11	140	1	20,035
Devereux (Texas) - League	[REDACTED]	08/25/04	09/19/05	143.11	80	1	11,449
Devereux (Texas) - League	[REDACTED]	09/19/05	05/23/06	100.72	246	0	24,777
Devereux (Texas) - League	[REDACTED]	03/23/05	05/26/06	143.11	329	1	47,083
Devereux (Texas) - League	[REDACTED]	06/22/05		143.11	365	1	52,235
Devereux (Texas) - Victor.-Adult	[REDACTED]	10/26/04	11/19/05	23.03	141	1	3,247
Devereux (Texas) - League	[REDACTED]	07/05/05	01/22/06	143.11	201	1	28,765
Devereux (Texas) - League	[REDACTED]	07/05/04	03/09/06	100.72	251	1	25,281



**OUT OF STATE PLACEMENT  
 MENTAL HEALTH SERVICES  
 FY 2005 - 2006**

OUT-OF-STATE CONTRACTORS	MIS #	IN PLACEMENT		DMH RATE	DAYS	CLIENT COUNT	TOTAL AMOUNT
		START	STOP				
Devereux (Texas) - League	[REDACTED]	03/09/06	05/26/06	138.10	78	0	10,772
Devereux (Texas) - League	[REDACTED]	10/30/04		143.11	365	1	52,235
Devereux (Texas) - League	[REDACTED]	07/20/04	03/02/06	143.11	244	1	34,919
Devereux (Texas) - League	[REDACTED]	06/30/05		100.72	365	1	36,763
Devereux (Texas) - League	[REDACTED]	08/24/05	06/27/06	100.72	307	1	30,921
Devereux (Texas) - League	[REDACTED]	10/24/02	06/02/06	143.11	336	1	48,085
Devereux (Texas) - League	[REDACTED]	06/15/06		143.11	16	1	2,290
Devereux (Texas) - League	[REDACTED]	12/02/05	06/16/06	143.11	196	1	28,050
Devereux (Texas) - League	[REDACTED]	06/16/06		100.72	15	0	1,511
Devereux (Texas) - Victoria	[REDACTED]	05/31/06		57.20	31	1	1,773
Devereux (Texas) - League	[REDACTED]	10/15/05		100.72	259	1	26,086
Devereux (Texas) - League	[REDACTED]	12/15/03	08/05/05	100.72	35	1	3,525
Devereux (Texas) - League	[REDACTED]	10/12/04	08/26/05	138.10	56	1	7,734
Devereux (Texas) - League	[REDACTED]	11/15/05		100.72	228	1	22,964
<b>Devereux (Texas)</b>					<b>27,599</b>	<b>126</b>	<b>3,169,691</b>
Griffith Centers for Children	[REDACTED]	05/01/06		127.00	61	1	7,747
Griffith Centers for Children	[REDACTED]	08/15/03	09/24/05	127.00	85	1	10,795
Griffith Centers for Children (Merit)	[REDACTED]	09/24/05	03/20/06	127.00	177	1	22,479
Griffith Centers for Children	[REDACTED]	07/22/04	06/03/06	127.00	337	1	42,799
Griffith Centers for Children	[REDACTED]	08/16/05		127.00	319	1	40,513
Griffith Centers for Children	[REDACTED]	01/12/06		127.00	170	1	21,590
<b>Griffith Centers for Children</b>					<b>1,149</b>	<b>6</b>	<b>145,923</b>
Excelsior Youth Centers	[REDACTED]	07/13/05		51.36	353	1	18,130
Excelsior Youth Centers	[REDACTED]	04/20/06		51.36	72	1	3,698
Excelsior Youth Centers	[REDACTED]	12/20/04	03/02/06	51.36	244	1	12,532
Excelsior Youth Centers	[REDACTED]	01/07/05	12/16/05	51.36	168	1	8,628
Excelsior Youth Centers	[REDACTED]	10/28/05		51.36	246	1	12,635
Excelsior Youth Centers	[REDACTED]	11/22/05		51.36	221	1	11,351
Excelsior Youth Centers	[REDACTED]	02/25/05		51.36	365	1	18,746
Excelsior Youth Centers	[REDACTED]	01/06/06	05/16/06	51.36	130	1	6,677
Excelsior Youth Centers	[REDACTED]	05/11/05		51.36	365	1	18,746
Excelsior Youth Centers	[REDACTED]	03/10/04	12/16/05	51.36	168	1	8,628
Excelsior Youth Centers	[REDACTED]	09/16/04	11/12/05	51.36	134	1	6,882
Excelsior Youth Centers	[REDACTED]	02/11/05	07/28/05	51.36	27	1	1,387
Excelsior Youth Centers	[REDACTED]	04/30/05	05/29/06	51.36	332	1	17,052



**OUT OF STATE PLACEMENT  
 MENTAL HEALTH SERVICES  
 FY 2005 - 2006**

OUT-OF-STATE CONTRACTORS	MIS #	IN PLACEMENT		DMH RATE	DAYS	CLIENT COUNT	TOTAL AMOUNT
		START	STOP				
Excelsior Youth Centers	[REDACTED]	04/21/06		51.36	71	1	3,647
Excelsior Youth Centers	[REDACTED]	09/20/05		51.36	284	1	14,586
Excelsior Youth Centers	[REDACTED]	06/25/04		51.36	365	1	18,746
Excelsior Youth Centers	[REDACTED]	08/02/05	12/21/05	51.36	141	1	7,242
Excelsior Youth Centers	[REDACTED]	08/10/05		51.36	325	1	16,692
Excelsior Youth Centers	[REDACTED]	09/09/05		51.36	295	1	15,151
Excelsior Youth Centers	[REDACTED]	10/14/05		51.36	260	1	13,354
Excelsior Youth Centers	[REDACTED]	04/21/06		51.36	71	1	3,647
Excelsior Youth Centers	[REDACTED]	01/13/06		51.36	169	1	8,680
Excelsior Youth Centers	[REDACTED]	10/13/05		51.36	261	1	13,405
Excelsior Youth Centers	[REDACTED]	02/21/04	10/02/05	51.36	93	1	4,776
Excelsior Youth Centers	[REDACTED]	10/25/05	10/30/05	51.36	5	0	257
Excelsior Youth Centers	[REDACTED]	06/30/06		51.36	1	1	51
Excelsior Youth Centers	[REDACTED]	09/27/04		51.36	365	1	18,746
Excelsior Youth Centers	[REDACTED]	11/21/05		51.36	222	1	11,402
Excelsior Youth Centers	[REDACTED]	01/04/05	08/03/05	51.36	33	1	1,695
Excelsior Youth Centers	[REDACTED]	11/24/03	05/16/06	51.36	319	1	16,384
Excelsior Youth Centers	[REDACTED]	06/11/05		51.36	365	1	18,746
Excelsior Youth Centers	[REDACTED]	07/14/05		51.36	352	1	18,079
Excelsior Youth Centers	[REDACTED]	05/05/06		51.36	57	1	2,928
Excelsior Youth Centers	[REDACTED]	09/23/05	10/31/05	51.36	38	1	1,952
Excelsior Youth Centers	[REDACTED]	05/21/05	05/16/06	51.36	319	1	16,384
Excelsior Youth Centers	[REDACTED]	09/26/05	06/15/06	51.36	262	1	13,456
Excelsior Youth Centers	[REDACTED]	05/30/06		51.36	32	1	1,644
Excelsior Youth Centers	[REDACTED]	03/05/05	05/17/06	51.36	320	1	16,435
Excelsior Youth Centers	[REDACTED]	11/19/05		51.36	224	1	11,505
Excelsior Youth Centers	[REDACTED]	02/10/06		51.36	141	1	7,242
Excelsior Youth Centers	[REDACTED]	09/08/04	08/25/05	51.36	55	1	2,825
Excelsior Youth Centers	[REDACTED]	02/21/06		51.36	130	0	6,677
Excelsior Youth Centers	[REDACTED]	01/25/06		51.36	157	1	8,064
Excelsior Youth Centers	[REDACTED]	10/26/05		51.36	248	1	12,737
Excelsior Youth Centers	[REDACTED]	03/31/06		51.36	92	1	4,725
Excelsior Youth Centers	[REDACTED]	03/02/06	05/11/06	51.36	70	1	3,595
Excelsior Youth Centers	[REDACTED]	10/20/05	12/19/05	51.36	60	1	3,082
<b>Excelsior Youth Centers</b>					<b>9,027</b>	<b>45</b>	<b>463,627</b>



**OUT OF STATE PLACEMENT  
 MENTAL HEALTH SERVICES  
 FY 2005 - 2006**

OUT-OF-STATE CONTRACTORS	MIS #	IN PLACEMENT		DMH RATE	DAYS	CLIENT COUNT	TOTAL AMOUNT
		START	STOP				
Forest Heights	[REDACTED]	06/06/05		53.92	365	1	19,681
Forest Heights	[REDACTED]	01/12/06		53.92	170	1	9,166
Forest Heights	[REDACTED]	06/07/05		53.92	365	1	19,681
<b>Forest Heights</b>					<b>900</b>	<b>3</b>	<b>48,528</b>
Heartspring	[REDACTED]	04/03/06		0.00	89	1	-
Heartspring					89	1	-
Heritage Center	[REDACTED]	12/22/05		57.00	191	1	10,887
Heritage Center	[REDACTED]	03/12/05	11/23/05	57.00	145	1	8,265
Heritage Center	[REDACTED]	04/12/05	11/23/05	57.00	145	1	8,265
Heritage Center	[REDACTED]	01/04/05		57.00	365	1	20,805
Heritage Center	[REDACTED]	05/18/05		57.00	365	1	20,805
Heritage Center	[REDACTED]	05/18/06		57.00	44	1	2,508
Heritage Center	[REDACTED]	08/15/05		57.00	320	1	18,240
Heritage Center	[REDACTED]	06/09/05		57.00	365	1	20,805
Heritage Center	[REDACTED]	01/13/05	08/12/05	57.00	42	1	2,394
Heritage Center	[REDACTED]	02/20/06		57.00	131	1	7,467
Heritage Center	[REDACTED]	08/16/05		57.00	319	1	18,183
Heritage Center	[REDACTED]	02/02/05		57.00	365	1	20,805
Heritage Center	[REDACTED]	01/06/06		57.00	176	1	10,032
Heritage Center	[REDACTED]	09/01/05		57.00	303	1	17,271
Heritage Center	[REDACTED]	04/02/05		57.00	365	1	20,805
Heritage Center	[REDACTED]	01/14/05	04/11/06	57.00	284	1	16,188
Heritage Center	[REDACTED]	06/02/05		57.00	365	1	20,805
Heritage Center	[REDACTED]	04/11/05		57.00	365	1	20,805
Heritage Center	[REDACTED]	04/11/06		57.00	81	1	4,617
Heritage Center	[REDACTED]	02/28/06		57.00	123	1	7,011
Heritage Center	[REDACTED]	01/02/04		57.00	365	1	20,805
Heritage Center	[REDACTED]	07/07/05	09/01/05	57.00	56	1	3,192
Heritage Center	[REDACTED]	10/08/04		57.00	365	1	20,805
Heritage Center	[REDACTED]	03/02/06		57.00	121	1	6,897
Heritage Center	[REDACTED]	12/30/03		57.00	365	1	20,805
Heritage Center	[REDACTED]	03/29/06		57.00	94	1	5,358
Heritage Center	[REDACTED]	12/26/05		57.00	187	1	10,659
Heritage Center	[REDACTED]	04/06/05	05/11/06	57.00	314	1	17,898
Heritage Center	[REDACTED]	07/12/05	06/22/06	57.00	345	1	19,665



**OUT OF STATE PLACEMENT  
 MENTAL HEALTH SERVICES  
 FY 2005 - 2006**

OUT-OF-STATE CONTRACTORS	MIS #	IN PLACEMENT		DMH RATE	DAYS	CLIENT COUNT	TOTAL AMOUNT
		START	STOP				
Heritage Center	[REDACTED]	10/28/04	04/14/06	57.00	287	1	16,359
Heritage Center	[REDACTED]	10/27/05		57.00	247	1	14,079
Heritage Center	[REDACTED]	12/20/04		57.00	365	1	20,805
Heritage Center	[REDACTED]	02/11/04	04/21/06	57.00	294	1	16,758
Heritage Center	[REDACTED]	01/17/05	04/10/06	57.00	283	1	16,131
Heritage Center	[REDACTED]	07/26/04	06/09/06	57.00	343	1	19,551
Heritage Center	[REDACTED]	12/17/03	10/23/05	57.00	114	1	6,498
Heritage Center	[REDACTED]	06/23/06		57.00	8	1	456
Heritage Center	[REDACTED]	04/01/05		57.00	365	1	20,805
Heritage Center	[REDACTED]	08/03/05		57.00	332	1	18,924
Heritage Center	[REDACTED]	06/24/05		57.00	365	1	20,805
Heritage Center	[REDACTED]	10/26/04		57.00	365	1	20,805
Heritage Center	[REDACTED]	08/01/03	11/29/05	57.00	151	1	8,607
Heritage Center	[REDACTED]	05/01/05	11/02/05	57.00	124	1	7,068
Heritage Center	[REDACTED]	11/26/04	08/15/05	57.00	45	1	2,565
Heritage Center	[REDACTED]	04/21/06		57.00	71	1	4,047
Heritage Center	[REDACTED]	12/01/05		57.00	212	1	12,084
Heritage Center	[REDACTED]	07/04/04	05/13/06	57.00	316	1	18,012
Heritage Center	[REDACTED]	06/20/06		57.00	11	1	627
Heritage Center	[REDACTED]	02/10/05		57.00	365	1	20,805
Heritage Center	[REDACTED]	06/02/04	07/07/05	57.00	6	1	342
Heritage Center	[REDACTED]	06/15/05		57.00	365	1	20,805
Heritage Center	[REDACTED]	08/06/05		57.00	329	1	18,753
Heritage Center	[REDACTED]	04/07/06		57.00	85	1	4,845
Heritage Center	[REDACTED]	11/18/04	02/03/06	57.00	217	1	12,369
Heritage Center	[REDACTED]	04/25/05		57.00	365	1	20,805
Heritage Center	[REDACTED]	02/28/05		57.00	365	1	20,805
Heritage Center	[REDACTED]	08/29/05		57.00	306	1	17,442
Heritage Center	[REDACTED]	04/24/06	06/30/06	57.00	67	1	3,819
Heritage Center	[REDACTED]	08/19/05		57.00	316	1	18,012
Heritage Center	[REDACTED]	02/08/05	05/07/06	57.00	310	1	17,670
Heritage Center	[REDACTED]	06/08/05	12/20/05	57.00	172	1	9,804
Heritage Center	[REDACTED]	06/20/05		57.00	365	1	20,805
Heritage Center	[REDACTED]	10/15/05		57.00	259	1	14,763
Heritage Center	[REDACTED]	10/18/05		57.00	256	1	14,592



**OUT OF STATE PLACEMENT  
 MENTAL HEALTH SERVICES  
 FY 2005 - 2006**

OUT-OF-STATE CONTRACTORS	MIS #	IN PLACEMENT		DMH RATE	DAYS	CLIENT COUNT	TOTAL AMOUNT
		START	STOP				
Heritage Center	[REDACTED]	07/06/04	06/16/06	57.00	350	1	19,950
Heritage Center	[REDACTED]	04/29/05	03/02/06	57.00	244	1	13,908
Heritage Center	[REDACTED]	09/13/04	09/30/05	57.00	91	1	5,187
Heritage Center	[REDACTED]	03/28/06		57.00	95	1	5,415
Heritage Center	[REDACTED]	12/20/04	01/13/06	57.00	196	1	11,172
Heritage Center	[REDACTED]	01/29/06		57.00	153	1	8,721
Heritage Center	[REDACTED]	12/07/05		57.00	206	1	11,742
Heritage Center	[REDACTED]	02/05/05	06/23/06	57.00	357	1	20,349
Heritage Center	[REDACTED]	12/27/05		57.00	186	1	10,602
Heritage Center	[REDACTED]	10/26/05		57.00	248	1	14,136
Heritage Center	[REDACTED]	01/25/06		57.00	157	1	8,949
Heritage Center	[REDACTED]	05/13/05		57.00	365	1	20,805
Heritage Center	[REDACTED]	08/16/05	06/23/06	57.00	311	1	17,727
Heritage Center	[REDACTED]	12/01/05	06/09/06	57.00	190	1	10,830
Heritage Center	[REDACTED]	04/06/05		57.00	365	1	20,805
Heritage Center	[REDACTED]	06/18/05		57.00	365	1	20,805
Heritage Center	[REDACTED]	02/16/06		57.00	135	1	7,695
Heritage Center	[REDACTED]	12/27/04		57.00	365	1	20,805
Heritage Center	[REDACTED]	06/13/05		57.00	365	1	20,805
Heritage Center	[REDACTED]	04/21/06		57.00	71	1	4,047
Heritage Center	[REDACTED]	05/23/05		57.00	365	1	20,805
Heritage Center	[REDACTED]	09/26/05		57.00	278	1	15,846
Heritage Center	[REDACTED]	05/11/06		57.00	51	1	2,907
Heritage Center	[REDACTED]	05/22/06		57.00	40	1	2,280
Heritage Center	[REDACTED]	07/18/05		57.00	348	1	19,836
Heritage Center	[REDACTED]	09/01/05	02/17/06	57.00	169	1	9,633
Heritage Center	[REDACTED]	11/02/05		57.00	241	1	13,737
Heritage Center	[REDACTED]	03/09/06		57.00	114	1	6,498
Heritage Center	[REDACTED]	09/13/05		57.00	291	1	16,587
Heritage Center	[REDACTED]	01/09/06		57.00	173	1	9,861
Heritage Center	[REDACTED]	09/12/04	01/03/06	57.00	186	1	10,602
Heritage Center	[REDACTED]	02/10/06		57.00	141	1	8,037
Heritage Center	[REDACTED]	06/23/06		57.00	8	1	456
Heritage Center	[REDACTED]	04/09/05		57.00	365	1	20,805
Heritage Center	[REDACTED]	11/26/04		57.00	365	1	20,805



**OUT OF STATE PLACEMENT  
 MENTAL HEALTH SERVICES  
 FY 2005 - 2006**

OUT-OF-STATE CONTRACTORS	MIS #	IN PLACEMENT		DMH RATE	DAYS	CLIENT COUNT	TOTAL AMOUNT
		START	STOP				
Heritage Center	[REDACTED]	02/04/05	01/26/06	57.00	209	1	11,913
Heritage Center	[REDACTED]	07/27/05		57.00	339	1	19,323
Heritage Center	[REDACTED]	10/23/05		57.00	251	1	14,307
<b>Heritage Center</b>					<b>24,266</b>	<b>102</b>	<b>1,383,162</b>
Intermountain Children's Home	[REDACTED]	03/01/05		56.16	365	1	20,498
Intermountain Children's Home	[REDACTED]	01/20/03	07/19/05	56.16	18	1	1,011
Intermountain Children's Home	[REDACTED]	04/28/06		56.16	64	1	3,594
<b>Intermountain Children's Home</b>					<b>447</b>	<b>3</b>	<b>25,104</b>
MHS / Logan River Academy	[REDACTED]	04/10/06		77.41	82	1	6,348
MHS / Logan River Academy	[REDACTED]	06/19/06		77.41	12	1	929
MHS / Logan River Academy	[REDACTED]	04/30/05	12/04/05	77.41	156	1	12,076
MHS / Logan River Academy	[REDACTED]	09/12/05		77.41	292	1	22,604
MHS / Logan River Academy	[REDACTED]	07/06/05		77.41	360	1	27,868
MHS / Logan River Academy	[REDACTED]	01/14/05	06/22/06	77.41	356	1	27,558
MHS / Logan River Academy	[REDACTED]	09/17/05	05/05/06	77.41	230	1	17,804
MHS / Logan River Academy	[REDACTED]	06/22/05	11/21/05	77.41	143	1	11,070
MHS / Logan River Academy	[REDACTED]	09/02/04		77.41	365	1	28,255
MHS / Logan River Academy	[REDACTED]	01/04/06		77.41	178	1	13,779
MHS / Logan River Academy	[REDACTED]	04/02/06		77.41	90	1	6,967
MHS / Logan River Academy	[REDACTED]	03/16/06	04/12/06	77.41	27	1	2,090
MHS / Logan River Academy	[REDACTED]	07/06/04	08/31/05	77.41	61	1	4,722
MHS / Logan River Academy	[REDACTED]	04/10/06		77.41	82	1	6,348
MHS / Logan River Academy	[REDACTED]	02/16/06		77.41	135	1	10,450
MHS / Logan River Academy	[REDACTED]	09/13/04	08/08/05	77.41	38	1	2,942
MHS / Logan River Academy	[REDACTED]	10/04/04	08/22/05	77.41	52	1	4,025
MHS / Logan River Academy	[REDACTED]	05/19/06		77.41	43	1	3,329
MHS / Logan River Academy	[REDACTED]	11/30/04	08/14/05	77.41	44	1	3,406
MHS / Logan River Academy	[REDACTED]	11/11/04	08/13/05	77.41	43	1	3,329
MHS / Logan River Academy	[REDACTED]	06/22/06		77.41	9	1	697
MHS / Logan River Academy	[REDACTED]	04/12/05	08/19/05	77.41	49	1	3,793
MHS / Logan River Academy	[REDACTED]	12/14/05		77.41	199	1	15,405
MHS / Logan River Academy	[REDACTED]	06/27/05		77.41	365	1	28,255
<b>MHS / Logan River Academy</b>					<b>3,411</b>	<b>24</b>	<b>264,046</b>
MHS / Provo Canyon School	[REDACTED]	03/07/06		72.00	116	1	8,352
MHS / Provo Canyon School	[REDACTED]	11/17/04		72.00	365	1	26,280



**OUT OF STATE PLACEMENT  
 MENTAL HEALTH SERVICES  
 FY 2005 - 2006**

OUT-OF-STATE CONTRACTORS	MIS #	IN PLACEMENT		DMH RATE	DAYS	CLIENT COUNT	TOTAL AMOUNT
		START	STOP				
MHS / Provo Canyon School	[REDACTED]	12/15/04	10/24/05	72.00	115	1	8,280
MHS / Provo Canyon School	[REDACTED]	12/12/05		72.00	201	1	14,472
MHS / Provo Canyon School	[REDACTED]	03/07/05	12/01/05	72.00	153	1	11,016
MHS / Provo Canyon School	[REDACTED]	03/24/06		72.00	99	1	7,128
MHS / Provo Canyon School	[REDACTED]	05/02/05	05/18/06	72.00	321	1	23,112
MHS / Provo Canyon School	[REDACTED]	12/29/03	11/13/05	72.00	135	1	9,720
MHS / Provo Canyon School	[REDACTED]	04/16/06		72.00	76	1	5,472
MHS / Provo Canyon School	[REDACTED]	01/14/05		72.00	365	1	26,280
MHS / Provo Canyon School	[REDACTED]	01/03/05	04/28/06	72.00	301	1	21,672
MHS / Provo Canyon School	[REDACTED]	06/14/06		72.00	17	1	1,224
MHS / Provo Canyon School	[REDACTED]	12/21/05		72.00	192	1	13,824
MHS / Provo Canyon School	[REDACTED]	02/08/05	05/05/06	72.00	308	1	22,176
MHS / Provo Canyon School	[REDACTED]	08/12/05		72.00	323	1	23,256
MHS / Provo Canyon School	[REDACTED]	12/26/05		72.00	187	1	13,464
MHS / Provo Canyon School	[REDACTED]	11/11/05	12/15/05	72.00	34	1	2,448
MHS / Provo Canyon School	[REDACTED]	12/15/05		72.00	198	0	14,256
MHS / Provo Canyon School	[REDACTED]	01/14/05	12/22/05	72.00	174	1	12,528
MHS / Provo Canyon School	[REDACTED]	06/09/05		72.00	365	1	26,280
MHS / Provo Canyon School	[REDACTED]	02/01/06	06/16/06	72.00	135	1	9,720
MHS / Provo Canyon School	[REDACTED]	12/02/04	07/01/05	72.00	-	1	-
MHS / Provo Canyon School	[REDACTED]	07/15/05	06/02/06	72.00	322	1	23,184
MHS / Provo Canyon School	[REDACTED]	05/08/06		72.00	54	1	3,888
MHS / Provo Canyon School	[REDACTED]	06/16/06		72.00	15	1	1,080
MHS / Provo Canyon School	[REDACTED]	10/04/04		72.00	365	1	26,280
MHS / Provo Canyon School	[REDACTED]	10/04/05		72.00	270	1	19,440
MHS / Provo Canyon School	[REDACTED]	04/16/03	08/26/05	72.00	56	1	4,032
MHS / Provo Canyon School	[REDACTED]	02/11/05	09/15/05	72.00	76	1	5,472
MHS / Provo Canyon School	[REDACTED]	11/29/04	03/03/06	72.00	245	1	17,640
MHS / Provo Canyon School	[REDACTED]	03/24/06		72.00	99	1	7,128
MHS / Provo Canyon School	[REDACTED]	02/04/06		72.00	147	1	10,584
MHS / Provo Canyon School	[REDACTED]	10/11/04	12/23/05	72.00	175	1	12,600
MHS / Provo Canyon School	[REDACTED]	07/10/05		72.00	356	1	25,632
MHS / Provo Canyon School	[REDACTED]	11/22/05		72.00	221	1	15,912
MHS / Provo Canyon School	[REDACTED]	01/10/05		72.00	365	1	26,280
MHS / Provo Canyon School	[REDACTED]	11/29/04	04/28/06	72.00	301	1	21,672



**OUT OF STATE PLACEMENT  
 MENTAL HEALTH SERVICES  
 FY 2005 - 2006**

OUT-OF-STATE CONTRACTORS	MIS #	IN PLACEMENT		DMH RATE	DAYS	CLIENT COUNT	TOTAL AMOUNT
		START	STOP				
MHS / Provo Canyon School	[REDACTED]	06/20/06		72.00	11	1	792
MHS / Provo Canyon School	[REDACTED]	03/23/05	12/23/05	72.00	175	1	12,600
MHS / Provo Canyon School	[REDACTED]	09/09/05		72.00	295	1	21,240
MHS / Provo Canyon School	[REDACTED]	12/10/03	12/22/05	72.00	174	1	12,528
MHS / Provo Canyon School	[REDACTED]	06/21/03	08/27/05	72.00	57	1	4,104
MHS / Provo Canyon School	[REDACTED]	07/24/03	07/26/05	72.00	25	1	1,800
MHS / Provo Canyon School	[REDACTED]	10/25/05		72.00	249	1	17,928
MHS / Provo Canyon School	[REDACTED]	05/16/05		72.00	365	1	26,280
MHS / Provo Canyon School	[REDACTED]	05/21/04	08/26/05	72.00	56	1	4,032
MHS / Provo Canyon School	[REDACTED]	06/09/06		72.00	22	1	1,584
MHS / Provo Canyon School	[REDACTED]	10/19/04	08/12/05	72.00	42	1	3,024
MHS / Provo Canyon School	[REDACTED]	01/31/06		72.00	151	1	10,872
MHS / Provo Canyon School	[REDACTED]	12/16/05		72.00	197	1	14,184
MHS / Provo Canyon School	[REDACTED]	03/03/05	08/22/05	72.00	52	1	3,744
MHS / Provo Canyon School	[REDACTED]	01/26/06		72.00	156	1	11,232
MHS / Provo Canyon School	[REDACTED]	02/21/06	03/28/06	72.00	35	1	2,520
MHS / Provo Canyon School	[REDACTED]	04/02/05	10/15/05	72.00	106	1	7,632
MHS / Provo Canyon School	[REDACTED]	01/10/05	05/20/06	72.00	323	1	23,256
MHS / Provo Canyon School	[REDACTED]	12/02/05		72.00	211	1	15,192
MHS / Provo Canyon School	[REDACTED]	11/30/04	08/25/05	72.00	55	1	3,960
MHS / Provo Canyon School	[REDACTED]	12/27/04		72.00	365	1	26,280
MHS / Provo Canyon School	[REDACTED]	08/16/05	05/03/06	72.00	260	1	18,720
MHS / Provo Canyon School	[REDACTED]	11/20/05		72.00	223	1	16,056
MHS / Provo Canyon School	[REDACTED]	06/22/05	04/26/06	72.00	299	1	21,528
MHS / Provo Canyon School	[REDACTED]	02/22/05		72.00	365	1	26,280
MHS / Provo Canyon School	[REDACTED]	08/10/05		72.00	325	1	23,400
MHS / Provo Canyon School	[REDACTED]	04/07/06		72.00	85	1	6,120
MHS / Provo Canyon School	[REDACTED]	05/13/05	03/03/06	72.00	245	1	17,640
MHS / Provo Canyon School	[REDACTED]	08/18/05		72.00	317	1	22,824
MHS / Provo Canyon School	[REDACTED]	03/21/05	12/22/05	72.00	174	1	12,528
MHS / Provo Canyon School	[REDACTED]	03/28/05	05/30/06	72.00	333	1	23,976
MHS / Provo Canyon School	[REDACTED]	09/12/05		72.00	292	1	21,024
MHS / Provo Canyon School	[REDACTED]	06/23/05		72.00	365	1	26,280
MHS / Provo Canyon School	[REDACTED]	06/28/06		72.00	3	1	216
MHS / Provo Canyon School	[REDACTED]	02/02/06		72.00	149	1	10,728



**OUT OF STATE PLACEMENT  
 MENTAL HEALTH SERVICES  
 FY 2005 - 2006**

OUT-OF-STATE CONTRACTORS	MIS #	IN PLACEMENT		DMH RATE	DAYS	CLIENT COUNT	TOTAL AMOUNT
		START	STOP				
MHS / Provo Canyon School	[REDACTED]	03/16/06		72.00	107	1	7,704
MHS / Provo Canyon School	[REDACTED]	04/18/03	08/26/05	72.00	56	1	4,032
MHS / Provo Canyon School	[REDACTED]	04/03/06		72.00	89	1	6,408
MHS / Provo Canyon School	[REDACTED]	06/29/06		72.00	2	1	144
MHS / Provo Canyon School	[REDACTED]	05/01/06		72.00	61	1	4,392
MHS / Provo Canyon School	[REDACTED]	05/10/06		72.00	52	1	3,744
MHS / Provo Canyon School	[REDACTED]	09/30/05	12/01/05	72.00	62	1	4,464
MHS / Provo Canyon School	[REDACTED]	07/26/05		72.00	340	1	24,480
MHS / Provo Canyon School	[REDACTED]	03/18/05	05/25/06	72.00	328	1	23,616
MHS / Provo Canyon School	[REDACTED]	12/26/05		72.00	187	1	13,464
MHS / Provo Canyon School	[REDACTED]	10/08/04		72.00	365	1	26,280
MHS / Provo Canyon School	[REDACTED]	09/15/05		72.00	289	1	20,808
MHS / Provo Canyon School	[REDACTED]	10/27/04	04/05/06	72.00	278	1	20,016
MHS / Provo Canyon School	[REDACTED]	03/04/05	10/29/05	72.00	120	1	8,640
MHS / Provo Canyon School	[REDACTED]	04/04/05	06/30/06	72.00	364	1	26,208
MHS / Provo Canyon School	[REDACTED]	05/13/05	04/28/06	72.00	301	1	21,672
MHS / Provo Canyon School	[REDACTED]	06/05/05	11/16/05	72.00	138	1	9,936
MHS / Provo Canyon School	[REDACTED]	01/11/06		72.00	171	1	12,312
MHS / Provo Canyon School	[REDACTED]	04/06/05	05/01/06	72.00	304	1	21,888
MHS / Provo Canyon School	[REDACTED]	04/29/04	08/26/05	72.00	56	1	4,032
MHS / Provo Canyon School	[REDACTED]	01/12/06		72.00	170	1	12,240
MHS / Provo Canyon School	[REDACTED]	12/28/04	12/23/05	72.00	175	1	12,600
MHS / Provo Canyon School	[REDACTED]	02/10/06		72.00	141	1	10,152
MHS / Provo Canyon School	[REDACTED]	09/07/04	08/12/05	72.00	42	1	3,024
MHS / Provo Canyon School	[REDACTED]	09/21/05		72.00	283	1	20,376
MHS / Provo Canyon School	[REDACTED]	06/01/06		72.00	30	1	2,160
MHS / Provo Canyon School	[REDACTED]	05/12/04	06/19/06	72.00	353	1	25,416
MHS / Provo Canyon School	[REDACTED]	10/15/05		72.00	259	1	18,648
MHS / Provo Canyon School	[REDACTED]	05/15/06	06/30/06	72.00	46	1	3,312
MHS / Provo Canyon School	[REDACTED]	11/08/05		72.00	235	1	16,920
MHS / Provo Canyon School	[REDACTED]	05/05/05	12/15/05	72.00	167	1	12,024
MHS / Provo Canyon School	[REDACTED]	03/22/06		72.00	101	1	7,272
MHS / Provo Canyon School	[REDACTED]	10/13/04	12/22/05	72.00	174	1	12,528
MHS / Provo Canyon School	[REDACTED]	04/26/04	12/23/05	72.00	175	1	12,600
MHS / Provo Canyon School	[REDACTED]	12/27/04		72.00	365	1	26,280



**OUT OF STATE PLACEMENT  
 MENTAL HEALTH SERVICES  
 FY 2005 - 2006**

OUT-OF-STATE CONTRACTORS	MIS #	IN PLACEMENT		DMH RATE	DAYS	CLIENT COUNT	TOTAL AMOUNT
		START	STOP				
MHS / Provo Canyon School	[REDACTED]	07/12/05	11/15/05	72.00	126	1	9,072
<b>MHS / Provo Canyon School</b>					<b>20,316</b>	<b>107</b>	<b>1,462,752</b>
New Haven, Inc.	[REDACTED]	05/01/05	08/31/05		61	1	15,000
<b>New Haven, Inc.</b>					<b>61</b>	<b>1</b>	<b>15,000</b>
The Learning Clinic	[REDACTED]	01/10/06		47.68	172	1	4,530
The Learning Clinic	[REDACTED]	08/10/04	05/13/06	47.68	316	1	8,249
The Learning Clinic	[REDACTED]	03/11/03		47.68	365	1	9,488
<b>The Learning Clinic</b>					<b>853</b>	<b>3</b>	<b>22,267</b>
Rancho Valmora	[REDACTED]	10/13/04	06/22/06		356	1	-
<b>Rancho Valmora</b>					<b>356</b>	<b>1</b>	<b>-</b>
Sonia Shankman Orthog. School	[REDACTED]	09/09/03		60.33	365	1	21,667
Sonia Shankman Orthog. School	[REDACTED]	01/28/05		60.33	365	1	21,667
Sonia Shankman Orthog. School	[REDACTED]	08/18/05		60.33	317	1	18,909
Sonia Shankman Orthog. School	[REDACTED]	03/30/06		60.33	93	1	5,611
<b>Sonia Shankman Orthog. School</b>					<b>1,140</b>	<b>4</b>	<b>67,855</b>
Spring Creek Lodge	[REDACTED]	11/25/04	09/20/05	64.80	81	1	5,190
<b>Spring Creek Lodge</b>					<b>81</b>	<b>1</b>	<b>5,190</b>
The Pathway School	[REDACTED]	07/29/05		77.55	337	1	26,134
<b>The Pathway School</b>					<b>337</b>	<b>1</b>	<b>26,134</b>
Yellowstone Boys & Girls Ranch	[REDACTED]	06/27/06		75.00	4	1	300
Yellowstone Boys & Girls Ranch	[REDACTED]	02/28/06		75.00	123	1	9,225
Yellowstone Boys & Girls Ranch	[REDACTED]	01/20/05		75.00	365	1	27,375
Yellowstone Boys & Girls Ranch	[REDACTED]	11/05/04		75.00	365	1	27,375
Yellowstone Boys & Girls Ranch	[REDACTED]	11/15/05	05/31/06	75.00	197	1	14,775
<b>Yellowstone Boys &amp; Girls Ranch</b>					<b>1,054</b>	<b>5</b>	<b>79,050</b>
<b>SUBTOTAL:</b>					<b>116,619</b>	<b>560</b>	<b>9,919,363</b>

**CASE MANAGEMENT FOR OUT OF STATE PLACEMENT**  
**FY 2005-06**

CLIENT MIS #	In Placement During FY 2005-2006		TOTAL
	From	To	Min.
[REDACTED]	12/22/05		570
[REDACTED]	02/27/06		715
[REDACTED]	07/13/05		1,050
[REDACTED]	03/24/06		355
[REDACTED]	07/01/05	11/23/05	480
[REDACTED]	07/01/05	11/23/05	470
[REDACTED]	12/14/05		655
[REDACTED]	07/01/05		695
[REDACTED]	07/01/05		1,215
[REDACTED]	10/19/05		570
[REDACTED]	03/07/06		305
[REDACTED]	11/18/05		655
[REDACTED]	11/18/05		125
[REDACTED]	07/01/05		670
[REDACTED]	07/01/05		665
[REDACTED]	05/18/06		35
[REDACTED]	05/04/06		75
[REDACTED]	04/20/06		95
[REDACTED]	07/01/05		415
[REDACTED]	08/15/05		515
[REDACTED]	07/01/05	02/11/06	1,350
[REDACTED]	07/01/05	06/08/06	1,015
[REDACTED]	07/01/05		1,855
[REDACTED]	07/01/05	03/02/06	460
[REDACTED]	07/01/05	05/26/06	745
[REDACTED]	07/01/05	10/24/05	240
[REDACTED]	07/01/05	12/16/05	630
[REDACTED]	10/28/05		420
[REDACTED]	12/12/05		165
[REDACTED]	07/01/05	01/19/06	1,010
[REDACTED]	11/22/05		975



**CASE MANAGEMENT FOR OUT OF STATE PLACEMENT  
 FY 2005-06**

CLIENT MIS #	In Placement During FY 2005-2006		TOTAL
	From	To	Min.
[REDACTED]	11/22/05		295
[REDACTED]	05/01/06		90
[REDACTED]	07/01/05	12/01/05	210
[REDACTED]	07/01/05	08/19/05	310
[REDACTED]	03/14/06		75
[REDACTED]	07/01/05		720
[REDACTED]	07/01/05		300
[REDACTED]	03/24/06		75
[REDACTED]	07/01/05	05/18/06	665
[REDACTED]	07/01/05	08/12/05	425
[REDACTED]	08/12/05	01/25/06	1,240
[REDACTED]	07/01/05		1,080
[REDACTED]	07/01/05	11/13/05	260
[REDACTED]	04/16/06		90
[REDACTED]	07/01/05	08/16/05	865
[REDACTED]	02/20/06		275
[REDACTED]	07/01/05	06/30/06	215
[REDACTED]	08/16/05		665
[REDACTED]	07/01/05		550
[REDACTED]	04/10/06		145
[REDACTED]	07/01/05	04/28/06	515
[REDACTED]	07/01/05	06/14/06	845
[REDACTED]	06/14/06		265
[REDACTED]	05/19/06		85
[REDACTED]	07/01/05	03/06/06	1,015
[REDACTED]	07/01/05	08/14/05	135
[REDACTED]	01/06/06	05/06/06	120
[REDACTED]	07/01/05		840
[REDACTED]	06/19/06		20
[REDACTED]	12/21/05		280
[REDACTED]	07/01/05	05/05/06	730

**CASE MANAGEMENT FOR OUT OF STATE PLACEMENT  
 FY 2005-06**

CLIENT MIS #	In Placement During FY 2005-2006		TOTAL
	From	To	Min.
[REDACTED]	07/01/05		845
[REDACTED]	01/06/06		345
[REDACTED]	07/01/05	12/01/05	430
[REDACTED]	01/30/06		120
[REDACTED]	02/10/06	03/25/06	385
1500000	03/27/06		790
[REDACTED]	07/01/05		495
[REDACTED]	09/01/05		360
[REDACTED]	07/01/05		830
[REDACTED]	07/01/05		1,415
[REDACTED]	07/01/05	04/11/06	815
[REDACTED]	07/01/05		815
[REDACTED]	07/01/05		375
[REDACTED]	07/01/05		640
[REDACTED]	07/01/05		735
[REDACTED]	04/11/06		415
[REDACTED]	07/05/05		945
[REDACTED]	08/12/05		475
[REDACTED]	11/08/05	01/09/06	240
[REDACTED]	07/01/06	02/25/06	1,355
[REDACTED]	07/01/05	06/02/06	1,155
[REDACTED]	06/02/06		45
[REDACTED]	12/26/05		310
[REDACTED]	02/28/06		385
[REDACTED]	11/11/05	12/15/05	320
[REDACTED]	12/15/05		425
[REDACTED]	09/13/05		670
[REDACTED]	07/01/05	01/13/06	355
[REDACTED]	07/01/05		695
[REDACTED]	07/01/05	01/27/06	305
[REDACTED]	07/01/05	12/16/05	690



**CASE MANAGEMENT FOR OUT OF STATE PLACEMENT**  
**FY 2005-06**

CLIENT MIS #	In Placement During FY 2005-2006		TOTAL
	From	To	Min.
[REDACTED]	07/01/05	11/12/05	365
[REDACTED]	07/01/05		435
[REDACTED]	07/01/05	07/14/05	105
[REDACTED]	07/01/05		560
[REDACTED]	07/01/05	12/28/05	830
[REDACTED]	07/01/05		480
[REDACTED]	07/01/05		1,190
[REDACTED]	07/01/05		860
[REDACTED]	07/06/05		590
[REDACTED]	07/01/05	12/22/05	220
[REDACTED]	07/01/05		330
[REDACTED]	07/07/05	09/01/05	510
[REDACTED]	07/01/05		725
[REDACTED]	03/02/06		135
[REDACTED]	09/02/05		400
[REDACTED]	07/01/05	07/28/05	75
[REDACTED]	07/01/05	07/15/05	35
[REDACTED]	07/01/05	12/25/05	500
[REDACTED]	02/01/06	06/16/06	405
[REDACTED]	07/01/05		330
[REDACTED]	07/15/05	06/02/06	615
[REDACTED]	03/29/06		250
[REDACTED]	07/01/05	05/13/06	865
[REDACTED]	07/01/05		685
[REDACTED]	12/26/05		235
[REDACTED]	05/08/06		45
[REDACTED]	06/20/06		50
[REDACTED]	03/24/06		100
[REDACTED]	07/01/05	05/29/06	490
[REDACTED]	07/01/05	09/24/05	205
[REDACTED]	09/24/05	03/20/06	710

**CASE MANAGEMENT FOR OUT OF STATE PLACEMENT**

**FY 2005-06**

CLIENT MIS #	In Placement During FY 2005-2006		TOTAL
	From	To	Min.
[REDACTED]	07/01/05	05/11/06	585
[REDACTED]	07/01/05		1,895
[REDACTED]	01/26/06		893
[REDACTED]	07/01/06	01/26/06	725
[REDACTED]	12/01/05	05/01/06	265
[REDACTED]	05/02/06		75
[REDACTED]	07/12/05	06/22/06	954
[REDACTED]	10/11/05	01/09/06	800
[REDACTED]	06/23/06		240
[REDACTED]	06/16/06		40
[REDACTED]	07/01/05		865
[REDACTED]	09/20/05		495
[REDACTED]	07/01/05	08/16/05	140
[REDACTED]	01/30/06		660
[REDACTED]	01/10/06		335
[REDACTED]	07/01/05		510
[REDACTED]	07/01/05	12/04/05	455
[REDACTED]	07/01/05	04/14/06	660
[REDACTED]	10/04/05		310
[REDACTED]	10/27/05		605
[REDACTED]	07/01/05	08/19/05	210
[REDACTED]	07/01/05		1,360
[REDACTED]	04/28/06		255
[REDACTED]	08/29/05	11/24/05	180
[REDACTED]	07/01/05		645
[REDACTED]	07/01/06	03/15/06	730
[REDACTED]	12/26/05		230
[REDACTED]	07/01/05		905
[REDACTED]	12/30/05	03/04/06	1,225
[REDACTED]	07/01/05	11/19/05	645
[REDACTED]	07/01/05	04/21/06	1,020



**CASE MANAGEMENT FOR OUT OF STATE PLACEMENT  
 FY 2005-06**

CLIENT MIS #	In Placement During FY 2005-2006		TOTAL
	From	To	Min.
[REDACTED]	04/21/06		160
1520170	03/07/06		120
[REDACTED]	07/01/05		900
[REDACTED]	09/20/05		795
[REDACTED]	07/01/05	08/26/05	80
1701150	07/01/05	04/28/06	675
[REDACTED]	07/01/05	04/10/06	610
[REDACTED]	07/01/05		740
[REDACTED]	07/01/05	09/15/05	230
[REDACTED]	07/01/05	06/09/06	490
[REDACTED]	07/01/05	10/23/05	490
[REDACTED]	12/29/05		1,065
[REDACTED]	07/01/05	03/03/06	460
[REDACTED]	03/06/06		435
[REDACTED]	07/01/05	11/19/05	425
[REDACTED]	03/24/06		85
[REDACTED]	02/04/06		155
[REDACTED]	07/01/05		250
[REDACTED]	07/01/05	12/23/05	165
[REDACTED]	07/10/05		415
[REDACTED]	11/22/05		535
[REDACTED]	05/11/06	06/21/06	500
[REDACTED]	06/23/06		30
[REDACTED]	07/01/05	05/13/06	1,400
[REDACTED]	07/29/05		1,775
[REDACTED]	09/12/05		620
[REDACTED]	07/01/05	09/01/05	300
[REDACTED]	07/01/05		515
[REDACTED]	07/01/05		1,110
[REDACTED]	07/01/05		725
[REDACTED]	07/01/05	04/28/06	355

**CASE MANAGEMENT FOR OUT OF STATE PLACEMENT**  
**FY 2005-06**

CLIENT MIS #	In Placement During FY 2005-2006		TOTAL
	From	To	Min.
[REDACTED]	06/20/06		15
[REDACTED]	02/09/06		925
[REDACTED]	07/06/05		880
[REDACTED]	08/03/05		495
[REDACTED]	07/01/05		410
[REDACTED]	11/17/05		180
[REDACTED]	07/01/05	03/07/06	520
[REDACTED]	03/09/06		200
[REDACTED]	07/01/05		515
[REDACTED]	07/01/05	12/30/05	620
[REDACTED]	07/01/05		435
[REDACTED]	07/01/05	06/22/06	1,265
[REDACTED]	02/03/06		1,030
[REDACTED]	07/01/05	11/29/05	500
[REDACTED]	07/01/05	12/23/05	320
[REDACTED]	09/17/05	05/05/06	1,025
[REDACTED]	07/01/05	11/02/05	500
[REDACTED]	07/01/05	11/21/05	400
[REDACTED]	08/02/05	12/21/05	310
[REDACTED]	07/01/05	01/04/06	445
[REDACTED]	07/01/05		295
[REDACTED]	09/09/05		470
[REDACTED]	08/19/05		670
[REDACTED]	07/01/05	12/22/05	375
[REDACTED]	12/29/05		255
[REDACTED]	07/01/05	11/21/05	1,065
[REDACTED]	07/08/05		400
[REDACTED]	04/19/06		100
[REDACTED]	01/11/06	06/09/06	830
[REDACTED]	07/01/06	02/11/06	415
[REDACTED]	07/01/05		630



**CASE MANAGEMENT FOR OUT OF STATE PLACEMENT**  
**FY 2005-06**

CLIENT MIS #	In Placement During FY 2005-2006		TOTAL
	From	To	Min.
[REDACTED]	07/01/05	08/15/05	35
[REDACTED]	07/01/05	08/27/05	150
[REDACTED]	08/31/05	03/19/06	1,130
[REDACTED]	07/01/05		870
[REDACTED]	07/01/05		460
[REDACTED]	10/25/05		400
[REDACTED]	07/01/05		335
[REDACTED]	07/01/05	12/21/05	795
[REDACTED]	09/30/05		785
[REDACTED]	04/21/06		65
[REDACTED]	09/06/05		555
[REDACTED]	12/01/05		155
[REDACTED]	08/10/05		440
[REDACTED]	07/01/05		470
[REDACTED]	07/01/05		385
[REDACTED]	07/01/05	08/26/05	105
[REDACTED]	07/01/05		470
[REDACTED]	07/01/05	05/13/06	720
[REDACTED]	06/20/06		30
[REDACTED]	01/28/05		1,810
[REDACTED]	09/09/05		510
[REDACTED]	11/28/05		575
[REDACTED]	07/01/05		500
[REDACTED]	06/09/06		270
[REDACTED]	07/01/05	08/12/05	130
[REDACTED]	11/11/05		375
[REDACTED]	01/31/06		375
[REDACTED]	12/16/05		160
[REDACTED]	02/20/06		140
[REDACTED]	03/14/06		260
[REDACTED]	07/01/06	02/17/06	210

**CASE MANAGEMENT FOR OUT OF STATE PLACEMENT**  
**FY 2005-06**

CLIENT MIS #	In Placement During FY 2005-2006		TOTAL
	From	To	Min.
[REDACTED]	07/01/05		390
[REDACTED]	07/01/05	07/07/05	45
[REDACTED]	07/01/05	09/01/05	590
[REDACTED]	09/01/05		405
[REDACTED]	02/28/06		275
[REDACTED]	07/01/05	08/22/05	40
[REDACTED]	10/14/05		580
[REDACTED]	07/01/05		450
[REDACTED]	08/06/05		866
[REDACTED]	04/21/06		120
[REDACTED]	01/26/06		220
[REDACTED]	07/01/05		435
[REDACTED]	01/13/06		310
[REDACTED]	02/21/06	03/28/06	195
[REDACTED]	04/07/06		320
[REDACTED]	07/01/05		2,315
[REDACTED]	05/04/06		245
[REDACTED]	07/01/05		1,325
[REDACTED]	07/01/05	10/15/05	100
[REDACTED]	07/01/05	12/21/05	645
[REDACTED]	12/06/05		590
[REDACTED]	07/01/05	02/03/06	690
[REDACTED]	01/04/06		245
[REDACTED]	07/01/05	06/22/06	1,870
[REDACTED]	07/01/05		680
[REDACTED]	07/01/05	06/06/06	395
[REDACTED]	07/01/05		920
[REDACTED]	07/01/05	05/20/06	345
[REDACTED]	07/01/05	06/14/06	995
[REDACTED]	07/01/05		650
[REDACTED]	07/01/05	08/10/05	105



**CASE MANAGEMENT FOR OUT OF STATE PLACEMENT**  
**FY 2005-06**

CLIENT MIS #	In Placement During FY 2005-2006		TOTAL
	From	To	Min.
[REDACTED]	12/02/05		210
[REDACTED]	07/01/05		635
[REDACTED]	10/13/05		535
[REDACTED]	07/01/05	10/02/05	140
[REDACTED]	10/25/05	10/30/05	205
[REDACTED]	08/29/05		305
[REDACTED]	04/24/06	06/30/06	775
[REDACTED]	07/01/05		445
[REDACTED]	07/01/05		825
[REDACTED]	07/01/05		1,450
[REDACTED]	07/01/05		720
[REDACTED]	07/01/05		150
[REDACTED]	07/01/05	08/25/05	205
[REDACTED]	07/01/05		365
[REDACTED]	08/16/05	05/03/06	630
[REDACTED]	04/02/06		110
[REDACTED]	07/01/05	03/24/06	675
[REDACTED]	07/01/05	05/07/06	890
[REDACTED]	11/21/05		365
[REDACTED]	12/21/05		470
[REDACTED]	01/30/06	04/28/06	720
[REDACTED]	07/01/05	04/26/06	430
[REDACTED]	07/01/05	12/20/05	535
[REDACTED]	11/20/05		95
[REDACTED]	07/01/05		535
[REDACTED]	07/01/05	01/07/06	1,100
[REDACTED]	05/23/06		40
[REDACTED]	07/01/05	01/06/06	540
[REDACTED]	07/01/05		570
[REDACTED]	01/29/06		270
[REDACTED]	08/10/05		560

**CASE MANAGEMENT FOR OUT OF STATE PLACEMENT**  
**FY 2005-06**

CLIENT MIS #	In Placement During FY 2005-2006		TOTAL
	From	To	Min.
[REDACTED]	07/01/05	08/03/05	195
[REDACTED]	07/01/05	06/19/06	570
[REDACTED]	07/01/05	06/30/06	580
[REDACTED]	10/15/05		390
[REDACTED]	07/01/05	05/16/06	545
[REDACTED]	04/08/06		100
[REDACTED]	07/01/06	03/25/06	755
[REDACTED]	06/06/06		70
[REDACTED]	03/16/06	04/12/06	375
[REDACTED]	04/07/06		480
[REDACTED]	04/03/06		245
[REDACTED]	11/28/05		830
[REDACTED]	07/01/05	12/08/05	595
[REDACTED]	12/26/05	04/14/06	1,020
[REDACTED]	10/05/05		190
[REDACTED]	07/01/05	03/03/06	370
[REDACTED]	10/18/05		745
[REDACTED]	07/01/05	12/22/05	1,360
[REDACTED]	05/19/06		480
[REDACTED]	07/01/05	06/16/06	730
[REDACTED]	11/16/05	04/27/06	590
[REDACTED]	07/01/05	08/27/05	145
[REDACTED]	08/18/05		260
[REDACTED]	07/01/05	10/22/05	465
[REDACTED]	07/01/05	12/02/05	265
[REDACTED]	07/01/05		450
[REDACTED]	07/01/05		680
[REDACTED]	07/01/05		1,045
[REDACTED]	07/01/05	12/22/05	185
[REDACTED]	07/01/05	07/29/05	305
[REDACTED]	07/01/05		875



**CASE MANAGEMENT FOR OUT OF STATE PLACEMENT**

**FY 2005-06**

CLIENT MIS #	In Placement During FY 2005-2006		TOTAL
	From	To	Min.
[REDACTED]	07/01/05	03/02/06	680
[REDACTED]	07/01/05	09/30/05	90
[REDACTED]	07/01/05	05/30/06	535
[REDACTED]	03/28/06		150
[REDACTED]	07/01/05	01/13/06	855
[REDACTED]	07/01/05	08/31/05	200
[REDACTED]	08/18/05		1,225
[REDACTED]	07/14/05		860
[REDACTED]	11/16/05		200
[REDACTED]	07/01/05		670
[REDACTED]	03/22/06		135
[REDACTED]	09/12/05		675
[REDACTED]	05/03/06		75
[REDACTED]	12/08/05	01/25/06	195
[REDACTED]	01/27/06	05/13/06	535
[REDACTED]	07/01/05		730
[REDACTED]	07/01/05	01/18/06	820
[REDACTED]	01/18/06		425
[REDACTED]	06/08/06		95
[REDACTED]	02/02/06		295
[REDACTED]	01/29/06		185
[REDACTED]	07/01/05	05/27/06	660
[REDACTED]	03/16/06		85
[REDACTED]	07/01/05	03/04/06	720
[REDACTED]	07/01/05	10/03/05	200
[REDACTED]	07/01/05	08/26/05	80
[REDACTED]	08/18/05		1,305
[REDACTED]	04/03/06		100
[REDACTED]	06/08/06		90
[REDACTED]	12/07/05		500
[REDACTED]	05/05/06		95

**CASE MANAGEMENT FOR OUT OF STATE PLACEMENT**  
**FY 2005-06**

CLIENT MIS #	In Placement During FY 2005-2006		TOTAL
	From	To	Min.
[REDACTED]	07/01/05	06/23/06	575
[REDACTED]	07/01/05		735
[REDACTED]	12/27/05		315
[REDACTED]	07/01/05		465
[REDACTED]	09/23/05	10/31/05	400
[REDACTED]	07/01/05	12/15/05	1,155
[REDACTED]	01/12/06		550
[REDACTED]	07/01/05	05/17/06	700
[REDACTED]	10/26/05		320
[REDACTED]	07/01/05	06/03/06	1,710
[REDACTED]	07/01/05	05/26/06	655
[REDACTED]	07/01/05		630
[REDACTED]	01/25/06		285
[REDACTED]	05/01/06		50
[REDACTED]	04/25/06		250
[REDACTED]	07/01/05		1,000
[REDACTED]	07/01/05	05/16/06	1,095
[REDACTED]	08/16/05	06/23/06	415
[REDACTED]	09/30/05	12/01/05	220
[REDACTED]	12/01/05	06/09/06	270
[REDACTED]	10/08/05	05/26/06	625
[REDACTED]	07/26/05		595
[REDACTED]	07/01/05		775
[REDACTED]	07/01/05		1,605
[REDACTED]	07/01/05	05/25/06	410
[REDACTED]	02/03/06		885
[REDACTED]	07/01/05		675
[REDACTED]	07/01/05	08/26/05	260
[REDACTED]	09/26/05	06/15/06	775
[REDACTED]	12/26/05		265
[REDACTED]	04/10/06		95



**CASE MANAGEMENT FOR OUT OF STATE PLACEMENT**  
**FY 2005-06**

CLIENT MIS #	In Placement During FY 2005-2006		TOTAL
	From	To	Min.
[REDACTED]	07/07/05		675
[REDACTED]	09/03/05		160
[REDACTED]	07/01/05		160
[REDACTED]	03/02/06		280
[REDACTED]	08/16/05		1,190
[REDACTED]	07/01/05		795
[REDACTED]	07/01/05		495
[REDACTED]	05/30/06		30
[REDACTED]	07/01/05	07/15/05	175
[REDACTED]	01/09/06		545
[REDACTED]	02/16/06		465
[REDACTED]	07/01/05	05/16/06	670
[REDACTED]	07/01/05	07/19/05	30
[REDACTED]	07/01/05		640
[REDACTED]	08/01/05		980
[REDACTED]	07/01/05		410
[REDACTED]	06/12/06		110
[REDACTED]	07/01/05	04/21/06	450
[REDACTED]	02/16/06		245
[REDACTED]	05/10/06		210
[REDACTED]	09/15/05		410
[REDACTED]	07/01/05	09/02/05	155
[REDACTED]	12/09/05		380
[REDACTED]	07/01/05	09/08/05	465
[REDACTED]	07/01/05	04/05/06	305
[REDACTED]	07/01/05	10/29/05	240
[REDACTED]	07/01/06	02/23/06	915
[REDACTED]	07/01/05	06/30/06	655
[REDACTED]	07/01/05	04/28/06	465
[REDACTED]	07/01/05		690
[REDACTED]	07/01/05	11/16/05	250

**CASE MANAGEMENT FOR OUT OF STATE PLACEMENT  
 FY 2005-06**

CLIENT MIS #	In Placement During FY 2005-2006		TOTAL
	From	To	Min.
[REDACTED]	11/19/05		630
[REDACTED]	07/01/05		820
[REDACTED]	07/01/05	08/11/05	155
[REDACTED]	08/11/05		1,810
[REDACTED]	08/16/05		730
[REDACTED]	12/27/05	12/28/05	45
[REDACTED]	01/11/06		325
[REDACTED]	07/01/06	02/22/06	1,135
[REDACTED]	07/01/05	12/27/05	235
[REDACTED]	07/01/05	07/31/05	315
[REDACTED]	07/01/05	01/12/06	730
[REDACTED]	07/01/05		845
[REDACTED]	01/12/06		315
[REDACTED]	07/01/05	10/16/05	375
[REDACTED]	07/01/05	05/01/06	600
[REDACTED]	07/01/05		385
[REDACTED]	07/01/05	08/08/05	160
[REDACTED]	04/20/06		100
[REDACTED]	07/01/05		600
[REDACTED]	07/01/05		695
[REDACTED]	09/26/05		400
[REDACTED]	07/01/05	09/20/05	390
[REDACTED]	07/01/05		890
[REDACTED]	10/14/05	04/28/06	975
[REDACTED]	07/01/05	08/26/05	145
[REDACTED]	05/11/06		135
[REDACTED]	05/22/06		210
[REDACTED]	01/12/06		160
[REDACTED]	07/01/05	12/23/05	435
[REDACTED]	07/18/05		555
2156354	05/20/06		350



**CASE MANAGEMENT FOR OUT OF STATE PLACEMENT**  
**FY 2005-06**

CLIENT MIS #	In Placement During FY 2005-2006		TOTAL
	From	To	Min.
[REDACTED]	07/01/05	07/17/05	15
[REDACTED]	07/01/05		765
[REDACTED]	07/01/05	08/26/05	75
[REDACTED]	02/10/06		275
[REDACTED]	02/10/06		95
[REDACTED]	07/01/05	02/27/06	1,015
[REDACTED]	07/01/05		410
[REDACTED]	07/01/05		750
[REDACTED]	07/01/05	08/12/05	20
[REDACTED]	07/01/05	08/25/05	180
[REDACTED]	09/01/05	02/17/06	590
[REDACTED]	02/21/06		290
[REDACTED]	03/06/06		310
[REDACTED]	07/01/05	11/18/05	530
[REDACTED]	03/20/06		285
[REDACTED]	12/12/05		1,770
[REDACTED]	07/01/05		1,115
[REDACTED]	12/15/05		910
[REDACTED]	07/01/05	05/26/06	820
[REDACTED]	07/01/05	08/22/05	75
[REDACTED]	07/01/05		190
[REDACTED]	07/01/05	07/30/05	45
[REDACTED]	07/01/05		1,390
[REDACTED]	11/02/05		550
[REDACTED]	01/03/06		690
[REDACTED]	07/01/05	08/11/05	145
[REDACTED]	05/19/06		10
[REDACTED]	07/01/05	07/18/05	35
[REDACTED]	07/01/05	08/14/05	110
[REDACTED]	09/21/05		455
[REDACTED]	07/01/05		1,100

**CASE MANAGEMENT FOR OUT OF STATE PLACEMENT  
 FY 2005-06**

CLIENT MIS #	In Placement During FY 2005-2006		TOTAL
	From	To	Min.
[REDACTED]	06/01/06		45
[REDACTED]	07/01/05	06/19/06	635
[REDACTED]	01/25/06		350
[REDACTED]	10/26/05		490
[REDACTED]	07/01/05	08/13/05	140
[REDACTED]	03/09/06		395
[REDACTED]	01/12/06		595
[REDACTED]	03/31/06		130
[REDACTED]	07/01/05	11/19/05	615
[REDACTED]	10/05/05		395
[REDACTED]	07/05/05	01/22/06	205
[REDACTED]	07/01/05	05/26/06	750
[REDACTED]	09/13/05		865
[REDACTED]	01/09/06		305
[REDACTED]	07/01/05	01/03/06	455
[REDACTED]	07/01/05		655
[REDACTED]	07/01/05		565
[REDACTED]	01/20/06		1,035
[REDACTED]	07/01/05	03/02/06	660
[REDACTED]	03/02/06	05/11/06	430
[REDACTED]	02/10/06		260
[REDACTED]	05/15/06	06/30/06	240
[REDACTED]	11/08/05		325
[REDACTED]	07/01/05	11/12/05	550
[REDACTED]	07/01/05	12/15/05	335
[REDACTED]	06/22/06		45
[REDACTED]	03/22/06		95
[REDACTED]	07/01/05	09/28/05	90
[REDACTED]	10/20/05	12/19/05	260
[REDACTED]	07/01/05	08/19/05	180
[REDACTED]	07/01/05		280



**CASE MANAGEMENT FOR OUT OF STATE PLACEMENT  
 FY 2005-06**

CLIENT MIS #	In Placement During FY 2005-2006		TOTAL
	From	To	Min.
[REDACTED]	07/01/05	06/27/06	1,055
[REDACTED]	07/01/05	06/02/06	1,070
[REDACTED]	07/01/05		905
[REDACTED]	11/17/05	01/17/06	265
[REDACTED]	07/01/05	09/23/05	570
[REDACTED]	07/01/05	12/22/05	315
[REDACTED]	07/01/05		625
[REDACTED]	07/01/05	01/26/06	555
[REDACTED]	06/15/06		85
[REDACTED]	12/02/05		200
[REDACTED]	05/31/06		30
[REDACTED]	07/01/05	12/23/05	320
[REDACTED]	11/05/05	05/31/06	495
[REDACTED]	10/15/05		655
[REDACTED]	07/01/05	08/05/05	30
[REDACTED]	12/14/05		400
[REDACTED]	03/30/06		480
[REDACTED]	07/01/05		400
[REDACTED]	07/27/05		670
[REDACTED]	07/01/05	08/26/05	265
[REDACTED]	07/01/05		385
[REDACTED]	10/23/05		425
[REDACTED]	07/01/05		1,005
[REDACTED]	07/12/05	11/15/05	670
[REDACTED]	11/15/05		500
TOTAL MINUTES BY CASE MANAGEMENT			279,823
FY 2005-06 Gross Cost/Unit (15/04)			\$ 2.03
TOTAL AMOUNT FOR CASE MANAGEMENT			568,041

**TRAVEL EXPENSES**  
**AB3632 PLACEMENT UNIT**  
**FY 2005 - 2006**

Departing Date	Arriving Date	Destination	Case Manager	Expense Claim Amount
07/10/05	07/16/05	Houston, TX	John Donato	1,222.20
07/10/05	07/13/05	Denver, Co.	Jill Gottlieb	428.01
07/18/05	07/20/05	Salt Lake City, Utah	Jane Morton	556.51
08/15/05	08/18/05	Denver, Co.	Kamale Gray	636.84
08/17/05	08/19/05	Albuquerque, NM	Jane Morton	738.28
10/02/05	10/08/05	Provo, UT	Jane Morton	1,212.22
10/05/05	-	Salt Lake City, Utah	Kamale Gray	91.37
10/09/05	10/11/05	Provo, UT	Jill Gottlieb	206.23
10/11/05	10/13/05	St. George, UT	Monica Freire	443.80
10/24/05	10/25/05	Laramie, WY	Ahuva Braverman	811.79
10/26/05	10/28/05	Chicago, IL	Sharon Eno	702.23
10/30/05	11/05/05	League City, TX	John Donato	1,212.11
11/01/05	11/03/06	La Junta, Co.	Monica Freire	264.28
11/07/05	11/08/05	Salt Lake City, Utah	Mark Bodenstein	433.79
11/07/05	11/09/05	Colorado Springs, Co.	Kamale Gray	471.89
11/07/05	11/09/05	Salt Lake City, Utah	Jane Morton	537.03
11/14/05	11/17/05	Salt Lake City, Utah	Sharon Eno	457.67
11/15/05	11/17/05	Victoria, TX	Mark Bodenstein	476.69
12/04/05	12/07/05	Denver, Co.	Jill Gottlieb	491.84
01/08/06	01/10/06	Philadelphia, PA	John Donato	590.84
01/23/06	01/26/06	Westminster, CO.	Kamale Gray	709.82
02/05/06	02/11/06	League City, TX	John Donato	1,197.48



**TRAVEL EXPENSES**  
**AB3632 PLACEMENT UNIT**  
**FY 2005 - 2006**

Departing Date	Arriving Date	Destination	Case Manager	Expense Claim Amount
02/06/06	02/08/06	Houston, TX	Jill Gottlieb	336.09
02/22/06	02/23/06	Salt Lake City, Utah	Jane Morton	460.54
03/12/06	03/15/06	Provo, UT	Jane Morton	998.80
03/13/06	03/15/06	Victoria, TX	Mark Bodenstein	513.88
03/14/06		Salt Lake City, Utah	Ahuva Braverman	258.08
03/14/06	03/15/06	St. George, UT	Monica Freire	173.94
03/21/06	03/23/06	La Junta, Co.	Monica Freire	273.72
03/22/06	03/23/06	Salt Lake City, Utah	Mark Bodenstein	332.97
04/03/06	04/05/06	Provo, UT	Jill Gottlieb	375.79
04/03/06	04/05/06	La Junta, Co.	Kamale Gray	601.76
04/23/06	04/27/06	Denver, Co.	Monica Freire	652.58
05/15/06	05/17/06	Westminster, CO.	Kamale Gray	504.19
05/21/06	05/26/06	League City, TX	John Donato	1,015.62
05/21/06	05/24/06	Orlando, FL	Kamale Gray	612.39
06/05/06	06/07/06	Provo, UT	Sharon Eno	447.38
06/07/06	06/08/06	Salt Lake City, Utah	Mark Bodenstein	269.73
06/12/06	06/13/06	Laramie, WY	Ahuva Braverman	169.41
06/26/06	06/28/06	Chicago, IL	Sharon Eno	736.35
06/27/06	06/28/06	St. George, UT	Monica Freire	275.49
<b>TOTAL:</b>				<b>22,901.63</b>

AB3932 RESIDENTIAL PLACEMENT UNIT  
 LIST EMPLOYEES INVOLVED WITH OUT-OF-STATE PLACEMENT

No	Name	Title	Empl. No	Jul-05	Aug-05	Sep-05	Oct-05	Nov-05	Dec-05	Jan-06	Feb-06	Mar-06	Apr-06	May-06	Jun-06	FY 05/06 Total	% spent on Residential Placement	Out-of-State @ 57%
1	Chau Luu	Secretary III	447736	3,305	3,305	3,305	3,305									13,220	100%	7,535.40
2	Aleksandr Dozortsev	IC	477703	2,548	2,497	2,599	2,548									10,192	50%	2,804.72
3	Elbiss Gerigouhan	STC	484067					2,715	2,715	2,781	2,781	2,781	2,781	2,781	2,781	22,116	100%	12,606.12
4	Fernando Niebla	PRW	511810									1,251	2,469	2,469	2,469	8,658	100%	4,835.06
5	Ahner Ceniceros	IC	488095	2,350	2,481	2,481	2,481	2,481	2,481	2,542	2,542	2,542	2,542	2,542	2,542	30,007	100%	17,103.99
6	Robert Curtis	STC	475676	2,864	2,864	2,864	2,864	2,864	2,864	3,014	3,014	3,014	3,014	3,014	3,014	35,268	100%	20,102.76
	Total			11,067	11,147	11,249	11,198	8,060	8,060	8,337	8,337	9,588	10,806	10,806	10,806	119,461		\$ 65,188.05

FY 05/06 Out-of-State Placement Salaries 65,188.05  
 FY 05/06 Employee Benefit @ 44.7108% 29,146.10  
 FY 05/06 Total S & EB \$ 94,334.15



DATE	AMOUNT BILLED FOR OUT-OF-STATE PACKETS (AB3632 ONLY)	TOTAL # OF PACKAGES	TOTAL CHARGES
07/01/05	11.83	9	34.80
07/05/05	19.63	13	60.70
07/06/05	13.40	11	47.48
07/07/05	50.60	19	99.18
07/08/05	15.81	12	58.33
07/11/05	21.04	6	24.66
07/12/05	19.26	11	48.42
07/13/05	44.86	8	52.10
07/14/05	35.44	16	89.09
07/15/05	-	9	50.16
07/18/05	-	12	92.53
07/19/05	12.00	11	56.69
07/20/05	-	5	18.30
07/21/05	11.78	14	64.23
07/22/05	33.57	16	76.09
07/25/05	15.65	4	15.65
07/26/05	12.15	8	31.50
07/27/05	16.53	16	118.07
07/28/05	5.44	4	27.43
07/29/05	29.93	13	54.35
08/01/05	-	8	30.21
08/02/05	77.08	17	107.29
08/03/05	-	8	57.20
08/04/05	15.74	12	89.08
08/05/05	49.56	16	79.97
08/08/05	-	1	3.62
08/09/05	3.82	7	44.89
08/10/05	15.44	9	45.65
08/11/05	-	2	19.87
08/12/05	-	8	58.05
08/15/05	12.87	13	64.18
08/16/05	19.26	13	57.11
08/17/05	11.62	15	102.91
08/18/05	-	6	33.25
08/19/05	-	4	15.73
08/19/05	-	6	21.72
08/22/05	15.44	9	34.79
08/23/05	15.81	9	33.91
08/24/05	29.22	10	43.70

UPS EXPENSES  
 FY 2005 - 2006

DATE	AMOUNT BILLED FOR OUT-OF-STATE PACKETS (AB3632 ONLY)	TOTAL # OF PACKAGES	TOTAL CHARGES
08/25/05	15.81	9	42.40
08/30/05	3.82	6	36.05
08/31/05	15.44	5	19.26
09/01/05	13.24	4	27.99
09/02/05	24.86	5	24.86
09/06/05	-	2	7.24
09/08/05	7.96	8	33.30
09/09/05	8.01	8	30.98
09/12/05	-	3	10.86
09/13/05	43.17	7	43.17
09/14/05	-	8	41.07
09/15/05	23.45	9	37.93
09/16/05	24.49	6	42.99
09/19/05	-	4	36.74
09/20/05	38.27	15	77.37
09/21/05	38.42	9	50.53
09/21/05	7.80	13	103.50
09/22/05	-	2	31.25
09/26/05	-	4	14.48
09/27/05	19.79	13	74.36
09/28/05	25.39	11	55.60
09/29/05	28.52	16	118.03
09/30/05	8.17	11	70.96
10/04/05	11.83	3	11.83
10/05/05	20.16	10	57.61
10/06/05	15.81	14	76.50
10/07/05	12.15	3	12.15
10/11/05	19.63	14	69.39
10/12/05	49.56	14	87.01
10/13/05	-	8	30.41
10/14/05	40.00	15	156.24
10/18/05	9.42	9	56.76
10/19/05	36.08	15	106.11
10/20/05	-	3	21.99
10/21/05	58.08	11	61.70
10/24/05	12.36	5	23.42
10/25/05	78.77	19	145.18
10/26/05	9.59	8	32.56
10/27/05	8.01	12	56.79



UPS EXPENSES  
 FY 2005 - 2006

DATE	AMOUNT BILLED FOR OUT-OF-STATE PACKETS (AB3632 ONLY)	TOTAL # OF PACKAGES	TOTAL CHARGES
10/28/05	15.44	15	85.47
10/31/05	7.96	8	35.80
11/01/05	34.66	9	39.78
11/02/05	-	1	22.00
11/03/05	-	1	14.75
11/03/05	-	1	16.50
11/04/05	-	1	3.62
11/07/05	5.23	2	19.98
11/08/05	38.53	14	57.88
11/09/05	44.70	18	82.62
11/10/05	33.24	25	118.49
11/14/05	35.12	9	35.12
11/15/05	8.01	14	51.65
11/16/05	21.42	10	40.77
11/17/05	24.70	7	39.45
11/21/05	-	22	85.04
11/22/05	41.02	20	79.61
11/23/05	28.52	13	62.82
11/28/05	31.79	11	43.90
11/29/05	104.55	9	128.29
11/30/05	-	11	77.96
12/01/05	39.07	10	53.82
12/02/05	28.84	11	44.57
12/05/05	-	6	21.72
12/06/05	-	1	16.50
12/06/06	15.44	14	62.77
12/07/05	53.17	16	65.28
12/08/05	-	1	12.75
12/08/05	-	2	19.87
12/09/05	9.42	16	62.60
12/12/05	32.34	12	46.82
12/13/05	53.18	15	76.92
12/14/05	3.82	13	74.47
12/15/05	130.00	19	205.44
12/15/05	15.81	4	15.81
12/16/05	20.88	7	41.00
12/19/05	40.67	15	60.02
12/20/05	52.50	45	170.84
12/21/05	-	13	48.31

UPS EXPENSES  
 FY 2005 - 2006

DATE	AMOUNT BILLED FOR OUT-OF-STATE PACKETS (AB3632 ONLY)	TOTAL # OF PACKAGES	TOTAL CHARGES
12/21/05	4.19	3	12.68
12/22/05	-	1	14.75
12/23/05	3.82	1	3.82
12/27/05	15.53	3	15.53
12/28/05	15.81	5	28.56
12/29/05	11.83	7	70.33
01/03/06	21.68	9	38.38
01/04/06	-	7	39.40
01/05/06	20.92	8	32.52
01/06/06	-	6	33.70
01/09/06	-	1	4.00
01/10/06	4.56	17	79.86
01/11/06	53.68	13	102.88
01/12/06	9.84	23	95.04
01/13/06	-	8	31.90
01/17/06	-	4	16.50
01/18/06	5.46	14	64.46
01/19/06	140.72	13	151.64
01/20/06	17.84	11	54.82
01/23/06	12.16	14	55.26
01/24/06	21.84	21	104.64
01/25/06	54.58	31	193.43
01/26/06	56.18	13	92.48
01/27/06	-	17	67.20
01/30/06	-	2	17.20
01/31/06	69.47	29	124.37
02/01/06	12.38	3	12.38
02/01/06	20.54	21	82.64
02/02/06	18.00	14	67.70
02/06/06	38.16	24	96.66
02/07/06	68.54	32	134.74
02/08/06	-	5	19.00
02/09/06	52.02	14	103.12
02/10/06	21.84	27	108.24
02/13/06	12.54	8	31.74
02/14/06	-	6	34.30
02/15/06	25.14	21	88.54
02/16/06	19.14	7	43.34
02/21/06	8.54	17	77.24



UPS EXPENSES  
 FY 2005 - 2006

DATE	AMOUNT BILLED FOR OUT-OF-STATE PACKETS (AB3632 ONLY)	TOTAL # OF PACKAGES	TOTAL CHARGES
02/22/06	24.54	39	151.24
02/23/06	17.84	14	78.24
02/27/06	-	4	29.00
02/28/06	159.71	29	233.21
03/01/06	24.16	11	59.86
03/02/06	31.10	7	57.80
03/03/06	-	7	42.10
03/06/06	91.50	11	142.70
03/07/06	18.22	8	34.72
03/08/06	45.08	20	79.28
03/09/06	5.46	10	76.31
03/13/06	30.38	13	53.18
03/10/06	-	9	48.50
03/14/06	-	5	20.75
03/15/06	32.16	14	57.96
03/16/06	70.90	13	119.20
03/20/06	24.54	16	89.69
03/21/06	12.54	9	36.64
03/22/06	121.30	33	237.02
03/23/06	12.00	16	85.10
03/27/06	-	5	19.20
03/28/06	33.08	16	66.08
03/29/06	48.34	28	143.39
03/30/06	97.54	18	195.44
04/03/06	42.70	26	103.50
04/05/06	-	1	3.80
04/06/06	16.54	10	65.14
04/10/06	17.84	22	86.24
04/11/06	-	4	15.20
04/12/06	4.00	10	41.25
04/13/06	-	3	46.80
04/17/06	-	11	41.80
04/18/06	24.70	10	39.90
04/19/06	47.46	30	138.86
04/20/06	-	1	15.30
04/24/06	34.38	18	73.88
04/25/06	22.38	16	68.08
04/26/06	36.70	16	63.30
04/27/06	-	24	107.90

UPS EXPENSES  
 FY 2005 - 2006

DATE	AMOUNT BILLED FOR OUT-OF-STATE PACKETS (AB3632 ONLY)	TOTAL # OF PACKAGES	TOTAL CHARGES
05/01/06	12.16	9	36.26
05/02/06	4.00	10	50.40
05/03/06	48.38	16	67.38
05/04/06	15.30	4	31.90
05/08/06	41.84	21	83.64
05/09/06	16.80	6	56.30
05/10/06	8.00	10	39.70
05/11/06	4.00	8	43.60
05/15/06	38.22	14	58.52
05/16/06	146.32	25	161.52
05/17/06	33.60	16	93.40
05/18/06	98.96	24	169.31
05/22/06	17.84	30	121.14
05/23/06	18.40	1	18.40
05/24/06	82.12	11	86.06
05/25/06	8.54	4	40.64
05/30/06	74.46	44	202.56
05/31/06	84.92	25	100.02
06/01/06	44.60	14	95.45
06/05/06	60.38	23	94.58
06/06/06	39.30	30	121.70
06/08/06	-	8	52.97
06/12/06	39.14	35	138.26
06/13/06	35.53	9	39.15
06/14/06	3.82	5	18.30
06/15/06	41.92	31	150.83
06/19/06	61.76	18	72.62
06/20/06	-	6	24.22
06/21/06	37.38	22	14.48
06/22/06	11.46	5	30.03
06/26/06	42.96	24	95.09
06/27/06	-	8	30.21
06/28/06	21.25	19	76.13
06/29/06	23.99	18	84.68
<b>TOTAL:</b>	<b>\$ 5,534.26</b>	<b>2,762</b>	<b>\$ 14,452.47</b>



**DECLARATION OF SERVICE BY EMAIL**

I, the undersigned, declare as follows:

I am a resident of the County of Solano and I am over the age of 18 years, and not a party to the within action. My place of employment is 980 Ninth Street, Suite 300, Sacramento, California 95814.

On June 19, 2013, I served the:

**New IRC Filing; and  
Notice of Complete Filing and Schedule for Comments**  
Incorrect Reduction Claim, 12-9705-I-04  
*Seriously Emotionally Disturbed (SED) Pupils: Out-of-State  
Mental Health Services (97-TC-05)*  
Government Code Section 7576; Statutes 1996, Chapter 654  
Fiscal Years: 2003-2004, 2004-2005, and 2005-2006  
County of Los Angeles, Claimant

by making it available on the Commission's website and providing notice of how to locate it to the email addresses provided on the attached mailing list.

I declare under penalty of perjury under the laws of the State of California that the foregoing is true and correct, and that this declaration was executed on June 19, 2013 at Sacramento, California.



---

Heidi J. Palchik  
Commission on State Mandates  
980 Ninth Street, Suite 300  
Sacramento, CA 95814  
(916) 323-3562

## Commission on State Mandates

Original List Date: 5/17/2013  
Last Updated:  
List Print Date: 06/19/2013  
Claim Number: 12-9705-I-04  
Issue: Seriously Emotionally Disturbed (SED) Pupils: Out-of-State Mental Health Services

### Mailing List

#### TO ALL PARTIES AND INTERESTED PARTIES:

Each commission mailing list is continuously updated as requests are received to include or remove any party or person on the mailing list. A current mailing list is provided with commission correspondence, and a copy of the current mailing list is available upon request at any time. Except as provided otherwise by commission rule, when a party or interested party files any written material with the commission concerning a claim, it shall simultaneously serve a copy of the written material on the parties and interested parties to the claim identified on the mailing list provided by the commission. However, this requirement may also be satisfied by electronically filing your documents. Please see <http://www.csm.ca.gov/dropbox.shtml> on the Commission's website for instructions on electronic filing. (Cal. Code Regs., tit. 2, § 1181.2.)

---

Dr. Robin Kay	Tel: (213) 738-4108
County of Los Angeles	Email rkay@dmh.lacounty.gov
Department of Mental Health	Fax: (213) 386-1297
550 S. Vermont Avenue, 12th Floor	
Los Angeles, CA 90020	

---

Ms. Lacey Baysinger	Tel: (916) 324-0254
State Controller's Office	Email LBaysinger@sco.ca.gov
Division of Accounting and Reporting	Fax:
3301 C Street, Suite 700	
Sacramento, CA 95816	

---

Ms. Kathy Rios	Tel: (916) 324-5919
State Controllers Office	Email krios@sco.ca.gov
Division of Accounting and Reporting	Fax: (916) 323-4807
3301 C Street, Suite 700	
Sacramento, CA 95816	

---

Ms. Carla Shelton	Tel: (916) 445-3274
Department of Finance	Email carla.shelton@dof.ca.gov
915 L Street, 8th Floor	Fax:
Sacramento, CA 95814	

---

Mr. Randy Ward	Tel: (916) 445-3274
Department of Finance	Email Randy.Ward@dof.ca.gov.
915 L Street, 8th Floor	Fax:
Sacramento, CA 95814	

---

Ms. Socorro Aquino	Tel: (916) 322-7522
State Controller's Office	Email SAquino@sco.ca.gov
Division of Audits	Fax:
3301 C Street, Suite 700	
Sacramento, CA 95816	



<p>Mr. Jim Spano  State Controller's Office (B-08)  Division of Audits  3301 C Street, Suite 700  Sacramento, CA 95816</p>	<p>Tel: (916) 323-5849  Email: <a href="mailto:jspano@sco.ca.gov">jspano@sco.ca.gov</a>  Fax: (916) 327-0832</p>
<p>Ms. Susan Geanacou  Department of Finance (A-15)  915 L Street, Suite 1280  Sacramento, CA 95814</p>	<p>Tel: (916) 445-3274  Email: <a href="mailto:susan.geanacou@dof.ca.gov">susan.geanacou@dof.ca.gov</a>  Fax: (916) 449-5252</p>
<p>Mr. Jay Lal  State Controller's Office (B-08)  Division of Accounting &amp; Reporting  3301 C Street, Suite 700  Sacramento, CA 95816</p>	<p>Tel: (916) 324-0256  Email: <a href="mailto:JLal@sco.ca.gov">JLal@sco.ca.gov</a>  Fax: (916) 323-6527</p>
<p>Mr. Tom Dyer  Department of Finance (A-15)  915 L Street  Sacramento, CA 95814</p>	<p>Tel: (916) 445-3274  Email: <a href="mailto:tom.dyer@dof.ca.gov">tom.dyer@dof.ca.gov</a>  Fax:</p>
<p>Ms. Jill Kanemasu  State Controller's Office (B-08)  Division of Accounting and Reporting  3301 C Street, Suite 700  Sacramento, CA 95816</p>	<p>Tel: (916) 322-9891  Email: <a href="mailto:jkanemasu@sco.ca.gov">jkanemasu@sco.ca.gov</a>  Fax:</p>
<p>Mr. Dennis Speciale  State Controller's Office (B-08)  Division of Accounting and Reporting  3301 C Street, Suite 700  Sacramento, CA 95816</p>	<p>Tel: (916) 324-0254  Email: <a href="mailto:DSpeciale@sco.ca.gov">DSpeciale@sco.ca.gov</a>  Fax:</p>
<p>Ms. Evelyn Calderon-Yee  State Controller's Office (B-08)  Division of Accounting and Reporting  3301 C Street, Suite 700  Sacramento, CA 95816</p>	<p>Tel: (916) 323-0706  Email: <a href="mailto:eyee@sco.ca.gov">eyee@sco.ca.gov</a>  Fax: (916) 322-4404</p>